

Looking ahead,
going beyond expectations
Ahead > Beyond



Booster sets

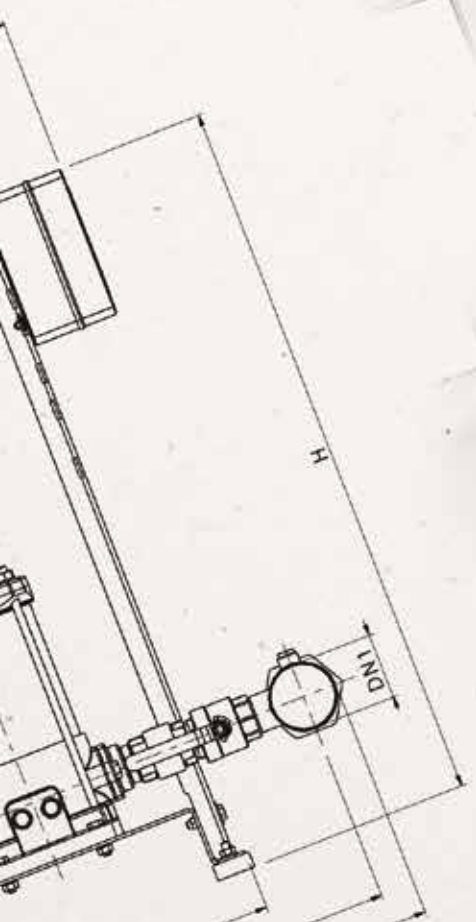

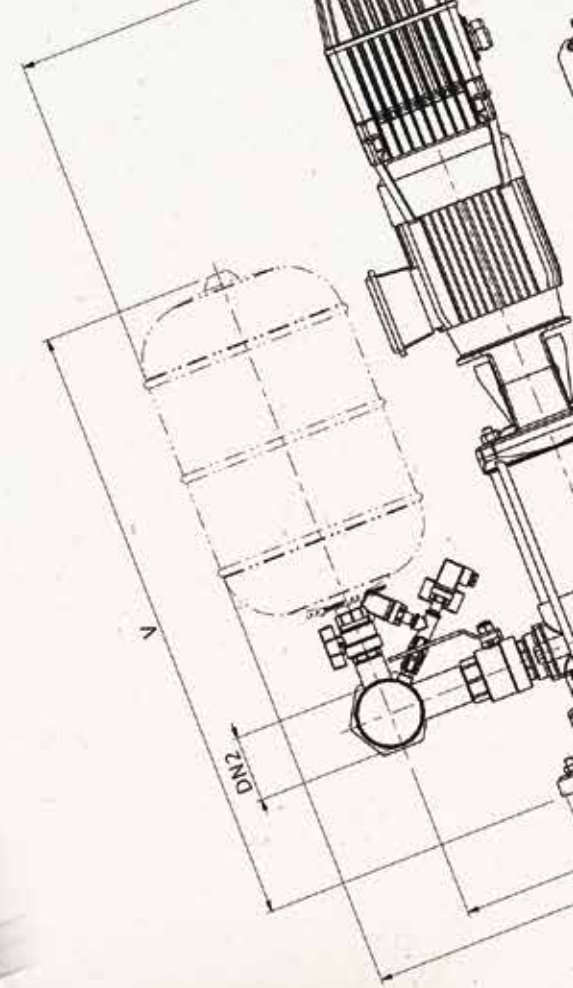
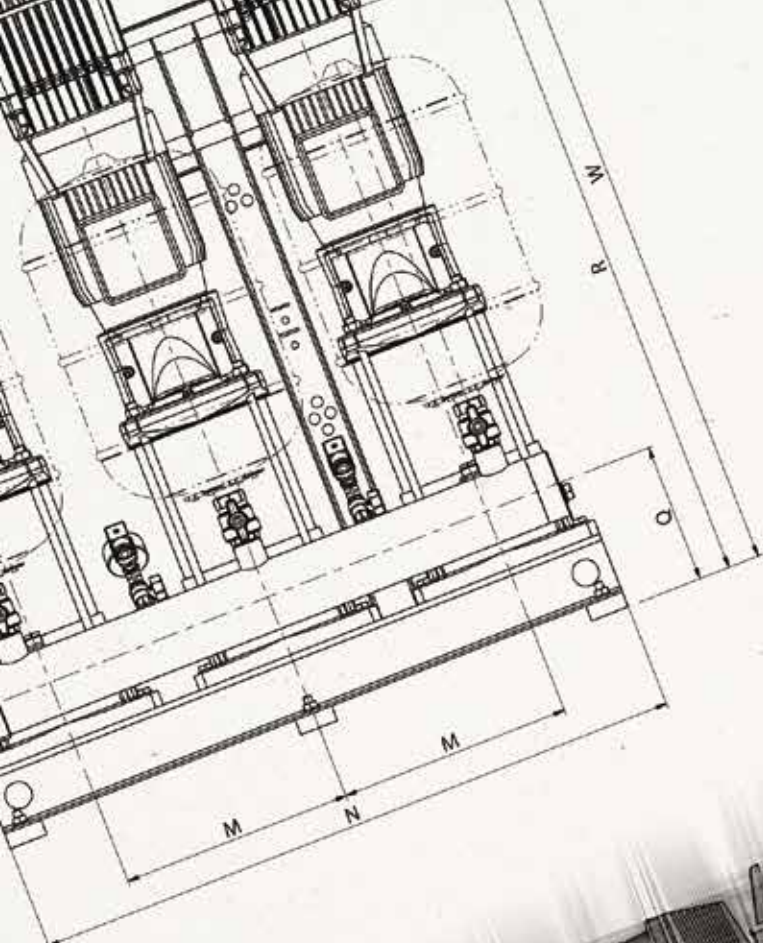
Product Catalogue





www.ebara-europe.com


Looking ahead,
going beyond expectations
Ahead  *Beyond*




Design, which direction?

The design world is increasingly oriented towards the demands and trends of the market, offering concrete responses through "energy-sustainable" design solutions with the aim of increasing environmental sustainability. In this context, solutions and systems that best adapt to these needs and that follow the trend of sustainable design are winning.

EBARA is committed to offering the appropriate support and service by offering highly qualified pressure systems that respond to the challenge of designers: a guarantee of maximum indoor comfort, energy efficiency, modularity and compactness of systems plus low running costs.



**MODULARITY
COMPACTNESS**



**INDOOR
COMFORT**



**MAXIMUM
YIELD**



**ENERGY
EFFICIENCY**

Efficiency right up to the top floor!

The water available for the shower of the tenant on the third floor, the water to heat the apartment of the chilly tenant of the fifth, and the water needed to prepare the dinner of the family on the last floor.

On whatever floor you live and whatever the requirement at the time, the prerogative is always to have water in the right quantity and at the right pressure, ensuring maximum comfort available on any floor.

For this reason, our pressurisation groups offer top-level performance, able to match the highest level of market performance. The groups, consisting of 2 to 8 pumps, allow operating pressures up to 25 bar (on request) at an altitude of no more than 1000 m a.s.l. The use of the technologies based on the variation in the frequency of the pump motors, feeding allows managing of the group at a constant pressure; in this way the pumps are only started when needed, avoiding unnecessary energy waste and extending their life. Furthermore, a "soft" start and stop of the system can be carried out, recording the operating hours and any alarms.

All this to reduce water hammer, reduced pump wear, high comfort in heating, air conditioning and pressurisation systems and above all energy savings of the entire system.
This for EBARA is efficiency up to the top floor!





One system, multiple uses

The EBARA pressurisation groups due to their versatility can be used in various fields of application



Civil Construction

- Hospitals
- Condominiums
- Schools
- Hotels
- Tourist Accommodation
- Shopping centres



Water supply

- Home sprinkler systems
- Pools and spas
- Garden irrigation
- Sports field irrigation
- Sprinkler irrigation
- Drip irrigation



Industry

- Pressurisation for industrial use
- Steam systems
- Condensation systems
- Vehicle washing systems
- Industrial parts washing





To a professional standard, that's our way of working

The pressurisation groups are used in cases where there is a requirement to **increase the pressure** and to provide an **adequate service** even under the most challenging of conditions.

The EBARA systems include the **best technologies** and the most **efficient components** that can be combined with each other.

These are automatic systems composed of two or more pumps in parallel which are designed to offer a solution that is **simple** and **reliable** to meet the most common requirements of water supply in residential applications and to provide support in industrial applications.

They are available in two versions: fixed speed with transducer pressure (**GP**), with variable speed, equipped with inverter with pressure transducer (**GPE**)

The pumps: of the MATRIX and COMPACT models, up to the EVMS and CVM.

The motors, in the IE3 version above 0.75 kW; the inverters of the **E-SPD** series, for control and management of the pumps.

But not only this: galvanised steel base, **stainless steel manifolds**, in AISI 304 or AISI 316, sized according to the total flow rate of the pressurisation group, accessories such as the shut-off valves on the suction and supply side, the check valve on the suction side (one for each pump), the pressure gauges and the predisposition for connection of the water storage tank on the supply manifold.

Fixed speed or variable speed?



GP

Fixed speed

The GP pressurisation groups, consisting of one or several pumps are pressurisation groups whose **functioning depends directly on the water demand** in the system in which they are installed. The starting of one or several pumps is **controlled by pressure transducer** which, experiencing a change of pressure in the system, start the pumps up to meet the demand; in the same way, as the demand decreases, the pumps are stopped. The **control panel** accompanying the GP it's fitted to start the pumps alternately standardising the conditions of use. In addition, the possibility of using a float or a minimum pressure switch provides even greater safety for the group's electric pumps: it in fact avoids starting them in the absence of water, thus preventing the most frequent cause of failure. The groups have the predisposition for the assembly of storage tanks (available on request).



GPE

Variable speed

The functioning of the GPE groups with E-SPD was designed to operate with **one inverter for each pump**. The system is **controlled by a Master Inverter** that receives a signal from a pressure transducer (4-20 mA). When the pressure changes, the inverter **varies the rotation speed** of the motor of the first electric pump to reach the set point. If the pressure is not enough to meet demand, a second pump is inserted and the inverter of this one adjusts the speed to **work in the best way possible**. This takes place for all the pumps of the group for as long as the demand is present. When the demand falls, the inverter gradually reduces the speed of the pumps which gradually decreases until the group is completely shut down when the demand reaches zero.

The groups have the predisposition for the assembly of storage tanks (available on request).

2GP 2CDX

Booster sets with two horizontal twin impeller pumps with stainless steel hydraulics

Two 2CDX series pumps with self-ventilated 2-pole asynchronous motor, IE3 efficiency class for three phase motors starting from 0.75 kW. The system is equipped as standard with a control panel with alternating pump and is designed for the installation of storage tanks (available on request).



Water supply
for building service



Water supply
for Industry



Irrigation

FIELD OF APPLICATION

- Maximum liquid temperature: 50°C
- Maximum operating pressure: 10 bar
- Water with maximum presence of solids: 50 ppm (particle size 0.25-0.1 mm or less), no gas or corrosive and aggressive substances
- Maximum chlorine content: 500 ppm
- Altitude not exceeding 1000 m a.s.l.;
- Humidity 50% without condensation
- Ambient protected against atmospheric agents.

For more information refer to our [Data Book](#) on the website www.ebaraeurope.com

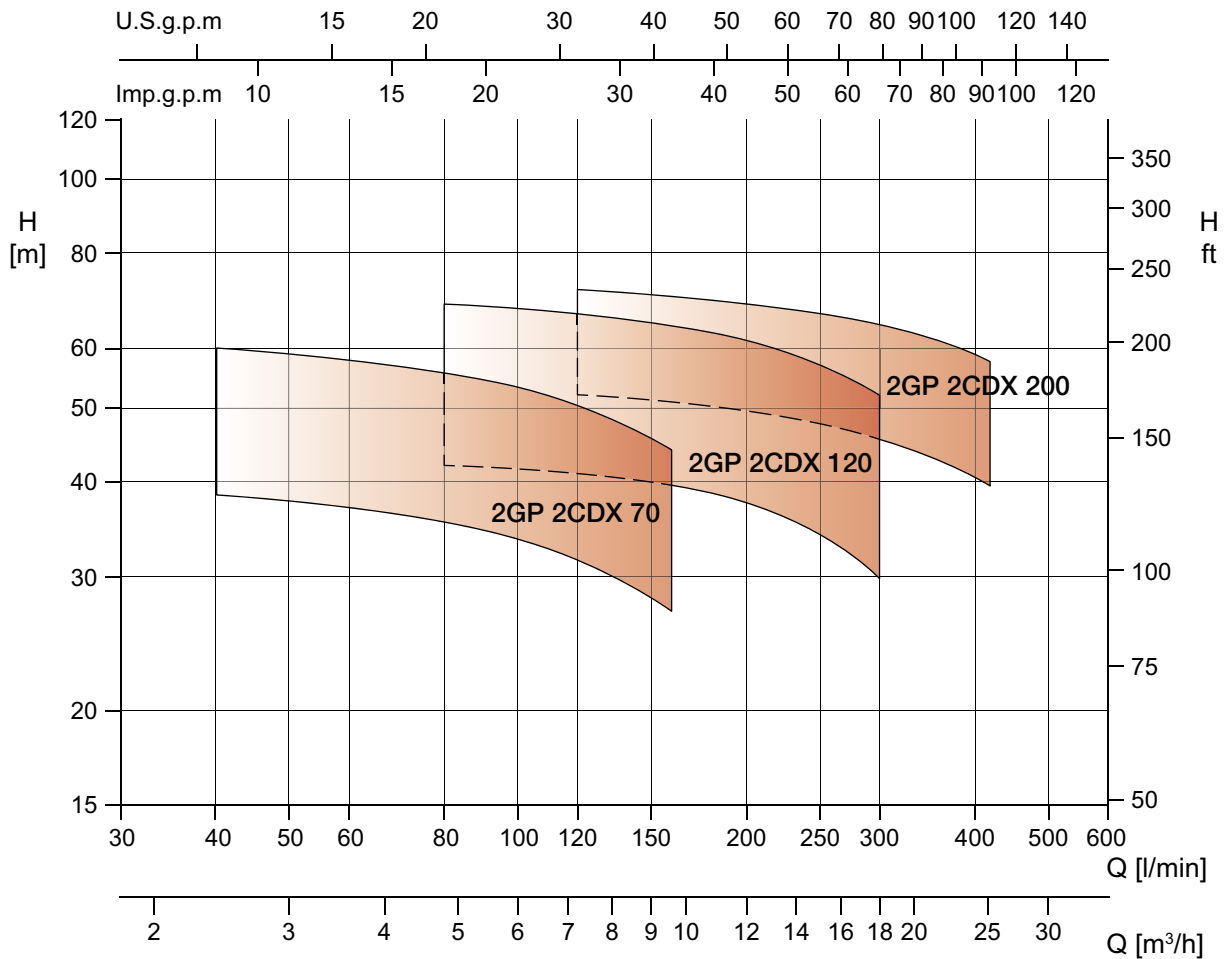
ELECTRIC PUMP MATERIALS

- Pump body, impeller, shaft in AISI 304
- Mechanical seal in Ceramic/Carbon/NBR

MOTOR TECHNICAL DATA

- IE3 motor starting from 0.75kW
- Self-ventilated 2-pole asynchronous motor
- Class of insulation F
- IP55 protection degree
- Single-phase voltage 230V \pm 10% 50Hz, Three-phase voltage 400V \pm 10% 50Hz

2GP CDX



Model	kW	HP	Q=Capacity								
			l/min	40	80	120	160	240	300	360	420
			m³/h	2.4	4.8	7.2	9.6	14.4	18.0	21.6	25.2
H=Total Head [m]											
2GP 2CDX 70/10(M)	0.75+0.75	1+1		38.5	35.3	31.5	27.0	-	-	-	-
2GP 2CDX 70/12(M)	0.9+0.9	1.2+1.2		44.5	40.3	35.5	30.0	-	-	-	-
2GP 2CDX 70/15(M)	1.1+1.1	1.5+1.5		52.5	48.0	42.8	36.5	-	-	-	-
2GP 2CDX 70/20(M)	1.5+1.5	2+2		60.0	55.6	50.4	44.0	-	-	-	-
2GP 2CDX 120/15(M)	1.1+1.1	1.5+1.5		-	42.0	41.0	39.5	35.0	30.0	-	-
2GP 2CDX 120/20(M)	1.5+1.5	2+2		-	51.5	49.5	47.4	41.8	36.5	-	-
2GP 2CDX 120/30	2.2+2.2	3+3		-	59.0	57.0	54.6	49.2	44.0	-	-
2GP 2CDX 120/40	3+3	4+4		-	68.5	66.5	64.0	58.0	52.0	-	-
2GP 2CDX 200/30	2.2+2.2	3+3		-	-	52.0	50.8	48.1	45.5	42.7	39.5
2GP 2CDX 200/40	3+3	4+4		-	-	62.5	61.1	58.0	55.2	52.3	49.0
2GP 2CDX 200/50	3.7+3.7	5+5		-	-	71.5	70.1	67.0	64.3	61.2	57.5

2GP AGA

Booster sets with two horizontal single impeller pumps with cast iron hydraulics

Two pumps of AGA series with 2-pole induction motor with self-ventilated 2-pole asynchronous motor, IE3 efficiency class for three phase motors starting from 0.75 kW. The system is equipped as standard with a control panel with alternating pump and is designed for the installation of storage tanks (available on request).



Water supply
for building service



Water supply
for Industry



Irrigation

FIELD OF APPLICATION

- Maximum liquid temperature: 45°C
- Maximum operating pressure: 10 bar
- Water with maximum presence of solids: 50 ppm (particle size 0.1-0.25 mm or less), no gas or corrosive and aggressive substances
- Maximum chlorine content: 500 ppm
- Altitude not exceeding 1000 m a.s.l.;
- Humidity 50% without condensation
- Ambient protected against atmospheric agents.

For more information refer to our [Data Book](#) on the website www.ebaraeurope.com

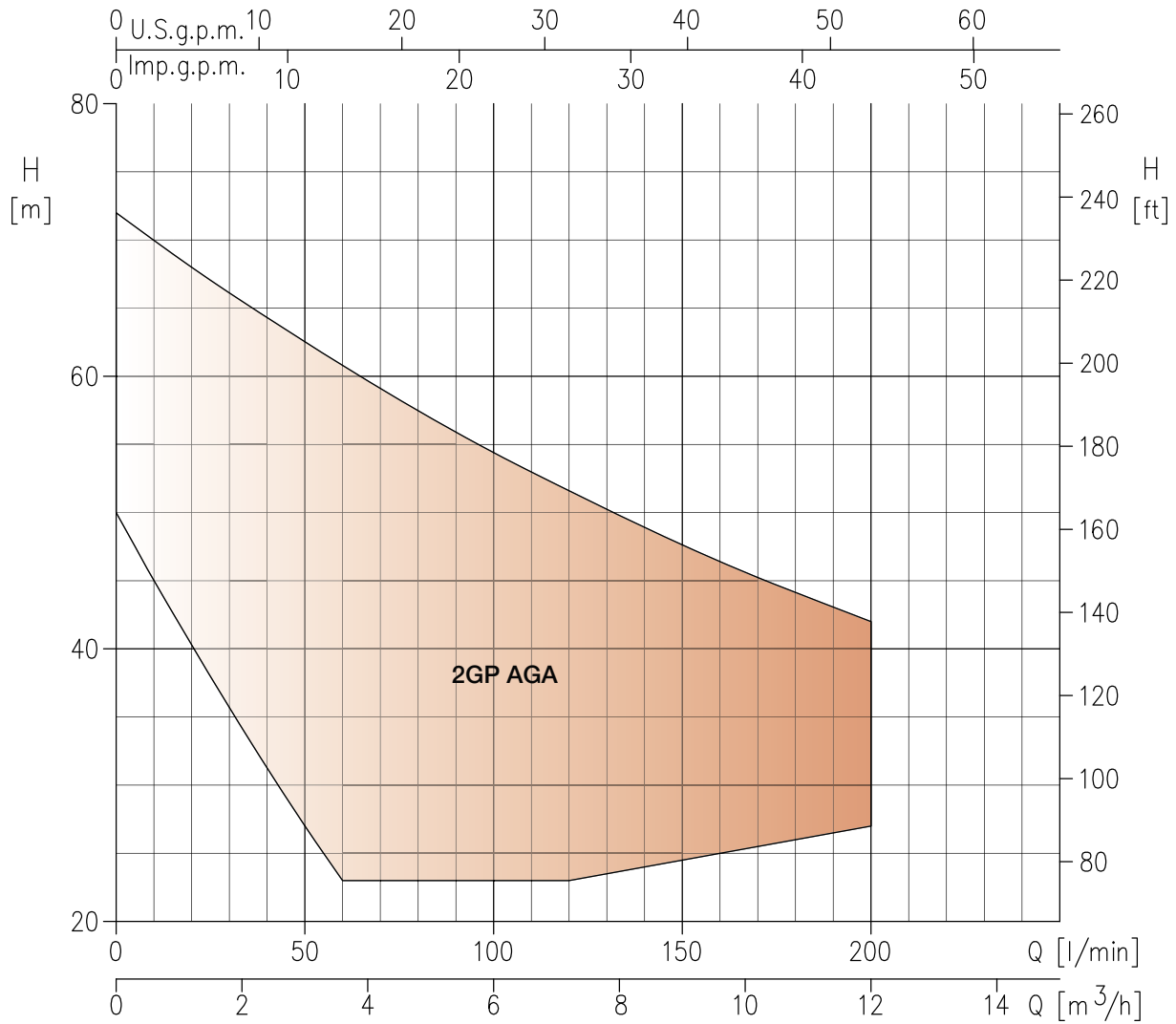
ELECTRIC PUMP MATERIALS

- Cast iron pump body
- Shaft in AISI 303
- Glass fibre reinforced technopolymer impeller for AGA 1.00, brass for the rest of the range
- Mechanical seal in Ceramic/Carbon/NBR

MOTOR TECHNICAL DATA

- IE3 motor starting from 0.75kW
- Self-ventilated 2-pole asynchronous motor
- Class of insulation F
- IP44 Protection degree
- Single-phase voltage 230V \pm 10% 50Hz, Three-phase voltage 400V \pm 10% 50Hz

2GP AGA



Model	kW	HP	Q=Capacity									
			l/min	10	20	40	60	90	100	120	160	200
			m³/h	0.6	1.2	2.4	3.6	5.4	6.0	7.2	9.6	12.0
H=Total Head [m]												
2GP AGA 1.00(M)	0.75+0.75	1+1		47.5	45.0	40.3	35.7	29.1	27.0	23.0	-	-
2GP AGA 1.50(M)	1.1+1.1	1.5+1.5		-	48.0	45.1	42.4	38.6	37.4	35.1	30.8	27.0
2GP AGA 2.00(M)	1.5+1.5	2+2		-	59.0	55.6	52.2	47.3	45.7	42.5	36.4	30.5
2GP AGA 3.00	2.2+2.2	3+3		-	68.0	64.3	60.8	55.9	54.4	51.6	46.4	42.0

2GP CDA

Booster sets with two horizontal twin impeller pumps with cast iron hydraulics

Two CDA series pumps with self-ventilated 2-pole asynchronous motor, IE3 efficiency class for three phase motors starting from 0.75 kW. The system is equipped as standard with a control panel with alternating pump and is designed for the installation of storage tanks (available on request).



Water supply
for building service



Water supply
for Industry



Irrigation

FIELD OF APPLICATION

- Maximum liquid temperature:
40°C for 2GP CDA 1.00,
50°C for the rest of the models
- Maximum operating pressure: 10 bar
- Water with maximum presence of solids: 50 ppm (particle size 0.1-0.25 mm or less), no gas or corrosive and aggressive substances
- Maximum chlorine content: 500 ppm
- Altitude not exceeding 1000 m a.s.l.;
- Humidity 50% without condensation
- Ambient protected against atmospheric agents.

For more information refer to our [Data Book](#) on the website www.ebaraeurope.com

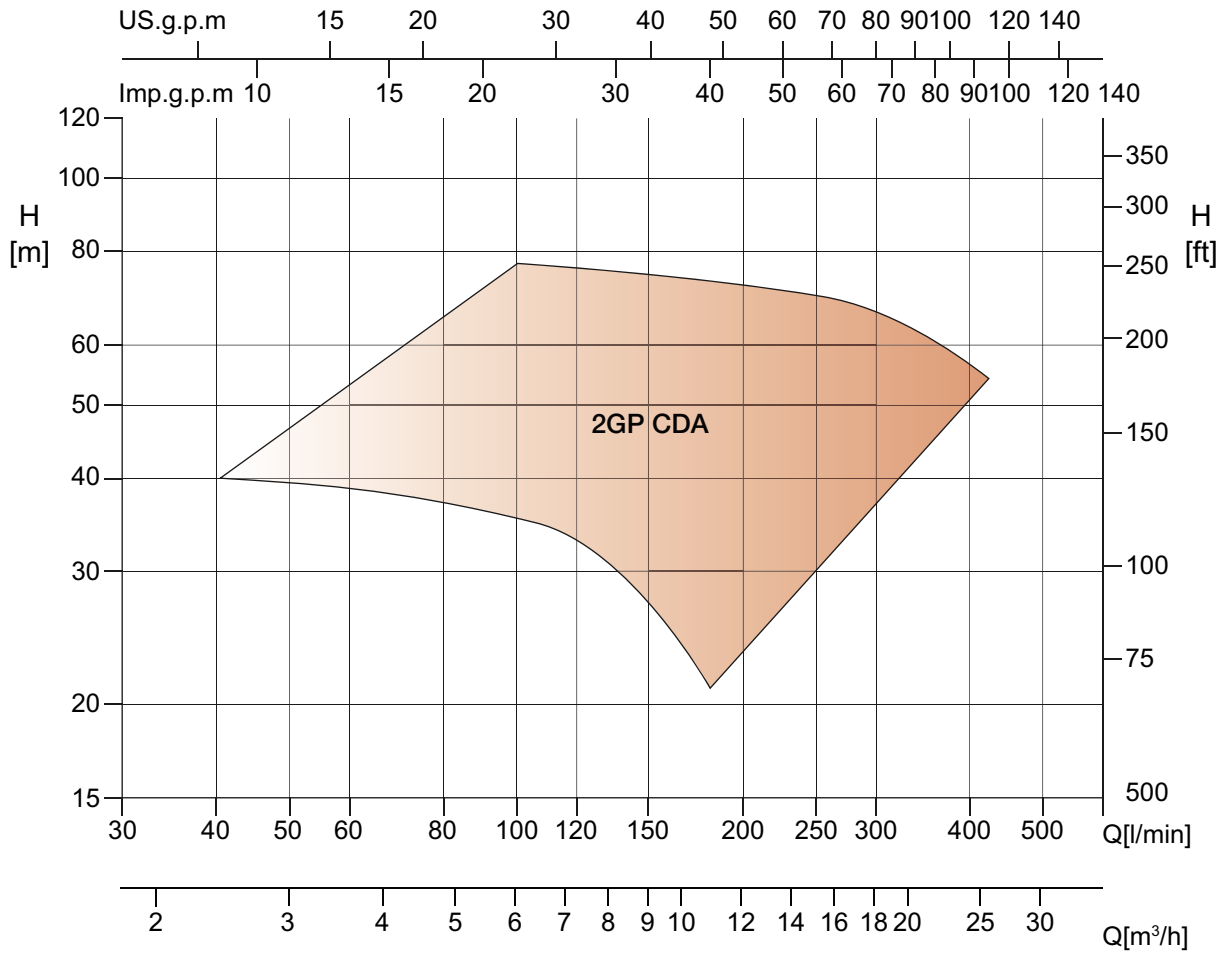
ELECTRIC PUMP MATERIALS

- Cast iron pump body
- Shaft in AISI 303 for CDA 1.00-1.50-2.00-3.00, in AISI 304 for CDA 4.00 - 5.50
- Glass fibre reinforced technopolymer impeller for CDA 1.00, brass for the rest of the range
- Mechanical seal in Ceramic/Carbon/NBR

MOTOR TECHNICAL DATA

- IE3 motor starting from 0.75kW
- Self-ventilated 2-pole asynchronous motor
- Class of insulation F
- IP44 Protection degree
- Single-phase voltage 230V \pm 10% 50Hz, Three-phase voltage 400V \pm 10% 50Hz

2GP CDA



Model	kW	HP	Q=Capacity												
			l/min	40	80	100	160	180	200	220	280	340	380	420	
			m³/h	2.4	4.8	6.0	9.6	10.8	12.0	13.2	16.8	20.4	22.8	25.2	
H=Total Head [m]															
2GP CDA 1.00(M)	0.75+0.75	1+1		39.5	37.0	35.2	27.0	21.0	-	-	-	-	-	-	-
2GP CDA 1.50(M)	1.1+1.1	1.5+1.5		50.8	48.8	47.1	38.4	33.4	27.5	-	-	-	-	-	-
2GP CDA 2.00(M)	1.5+1.5	2+2		60.5	58.6	56.9	49.8	46.5	40.3	32.5	-	-	-	-	-
2GP CDA 3.00	2.2+2.2	3+3		-	60.5	59.3	54.1	51.6	48.4	44.6	32.0	-	-	-	-
2GP CDA 4.00	3+3	4+4		-	-	67.0	64.8	63.9	62.5	62.0	58.0	53.5	48.0	-	-
2GP CDA 5.50	4+4	5.5+5.5		-	-	76.5	73.9	72.9	71.8	70.5	66.8	62.0	58.3	54.0	-

2GP(E) COMPACT

Booster sets with two horizontal cast iron multi-stage pumps

Two COMPACT series pumps with self-ventilated 2-pole asynchronous motor, IE3 efficiency class for three phase motors starting from 0.75 kW. The system is equipped as standard with a control panel with alternating pump for the 2GPE version fitted with *E-SPD* inverter and is designed for the installation of storage tanks (available on request).

E-SPD
Speed Driver



Water supply
for building service



Water supply
for Industry



Irrigation

FIELD OF APPLICATION

- Maximum liquid temperature: 40°C
- Maximum operating pressure: 10 bar
- Water with maximum presence of solids: 50 ppm (particle size 0.1-0.25 mm or less), no gas or corrosive and aggressive substances
- Maximum chlorine content: 500 ppm
- Altitude not exceeding 1000 m a.s.l.;
- Humidity 50% without condensation
- Ambient protected against atmospheric agents.

For more information refer to our **Data Book** on the website www.ebaraurope.com

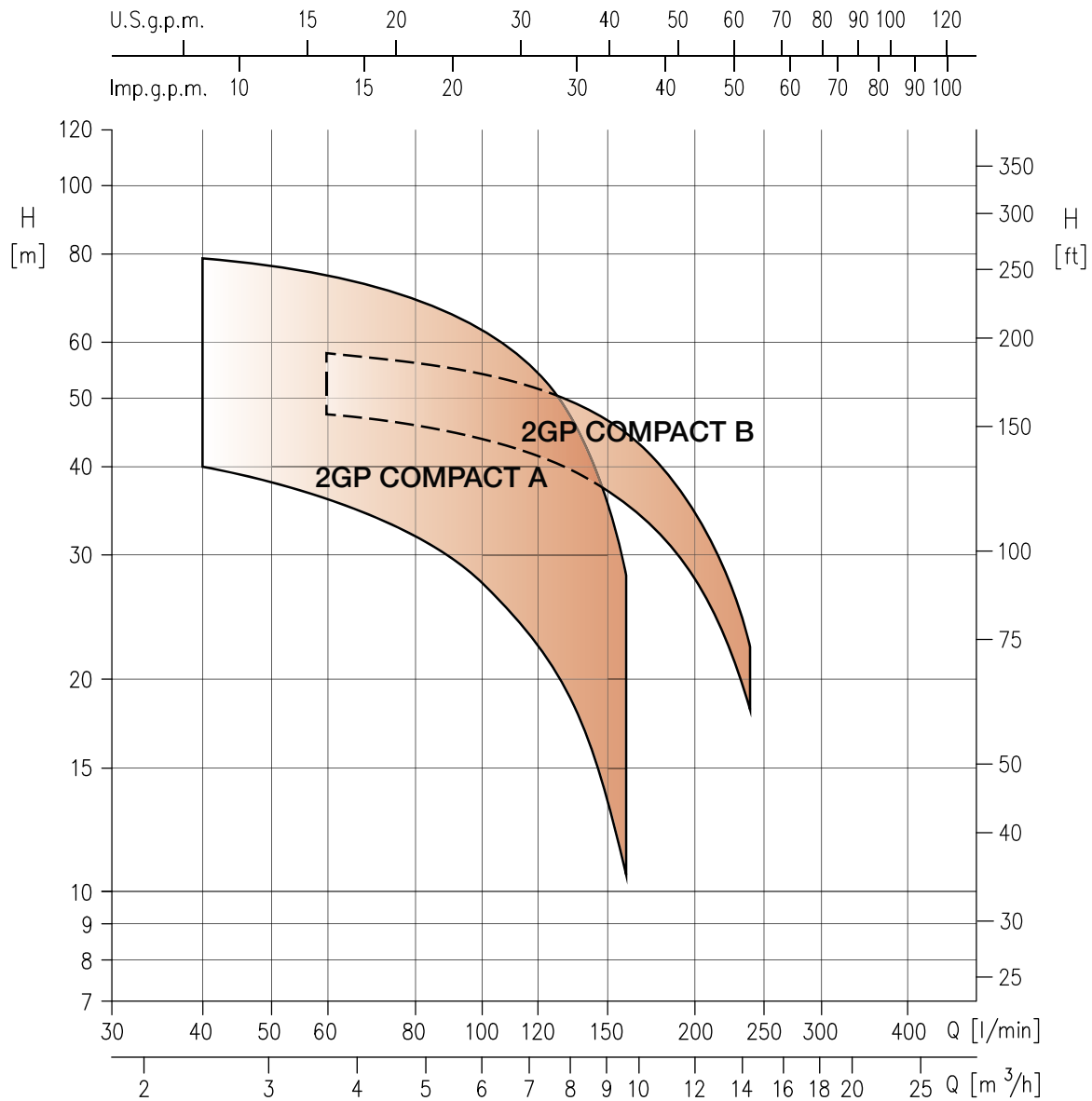
ELECTRIC PUMP MATERIALS

- Cast iron pump body
- Shaft in AISI 416
- Glass fibre reinforced technopolymer impeller
- Mechanical seal in Ceramic/Carbon/NBR

MOTOR TECHNICAL DATA

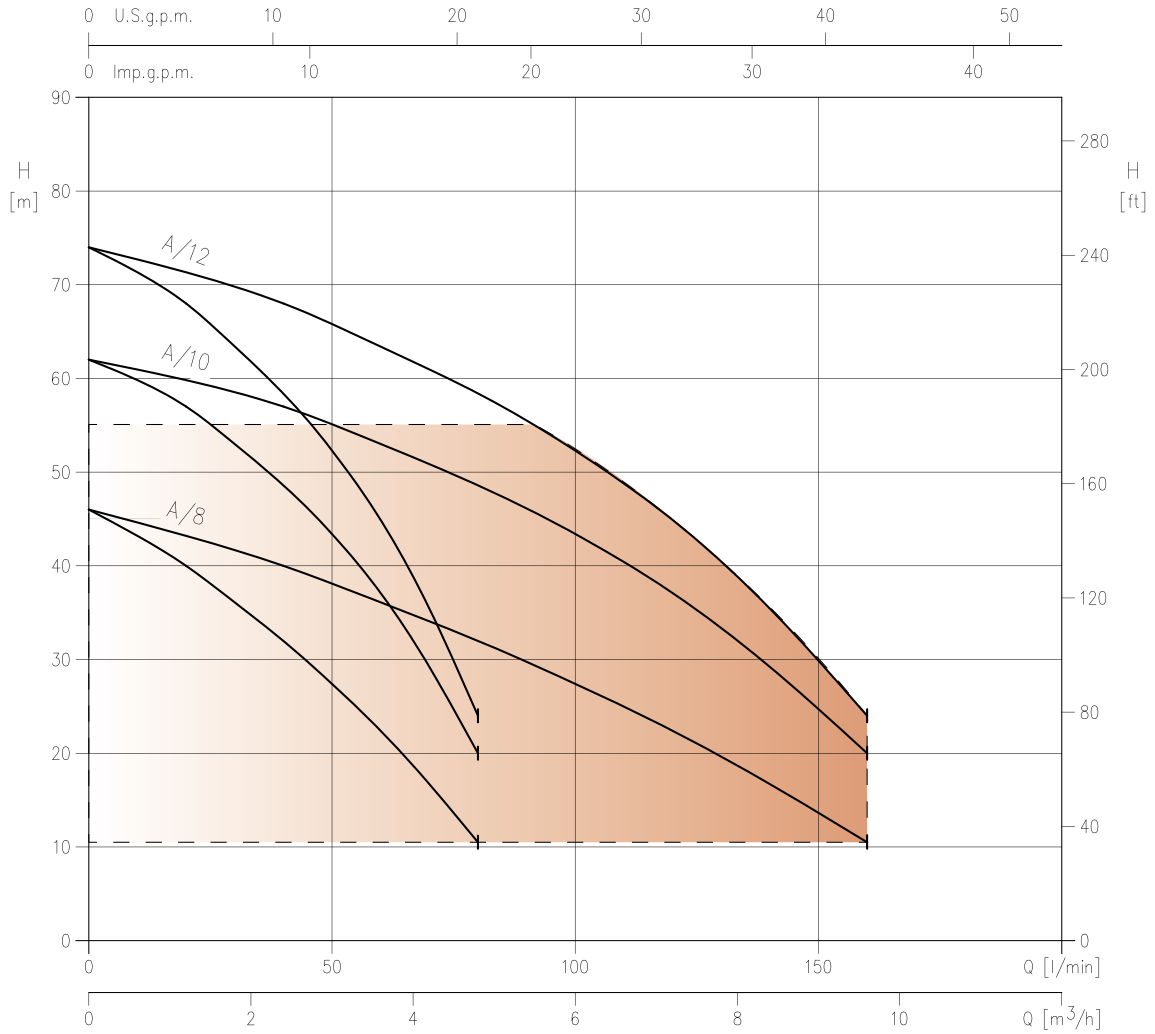
- IE3 motor starting from 0.75kW
- Self-ventilated 2-pole asynchronous motor
- Class of insulation F
- IP44 Protection degree
- Single-phase voltage 230V \pm 10% 50Hz, Three-phase voltage 400V \pm 10% 50Hz

2GP COMPACT



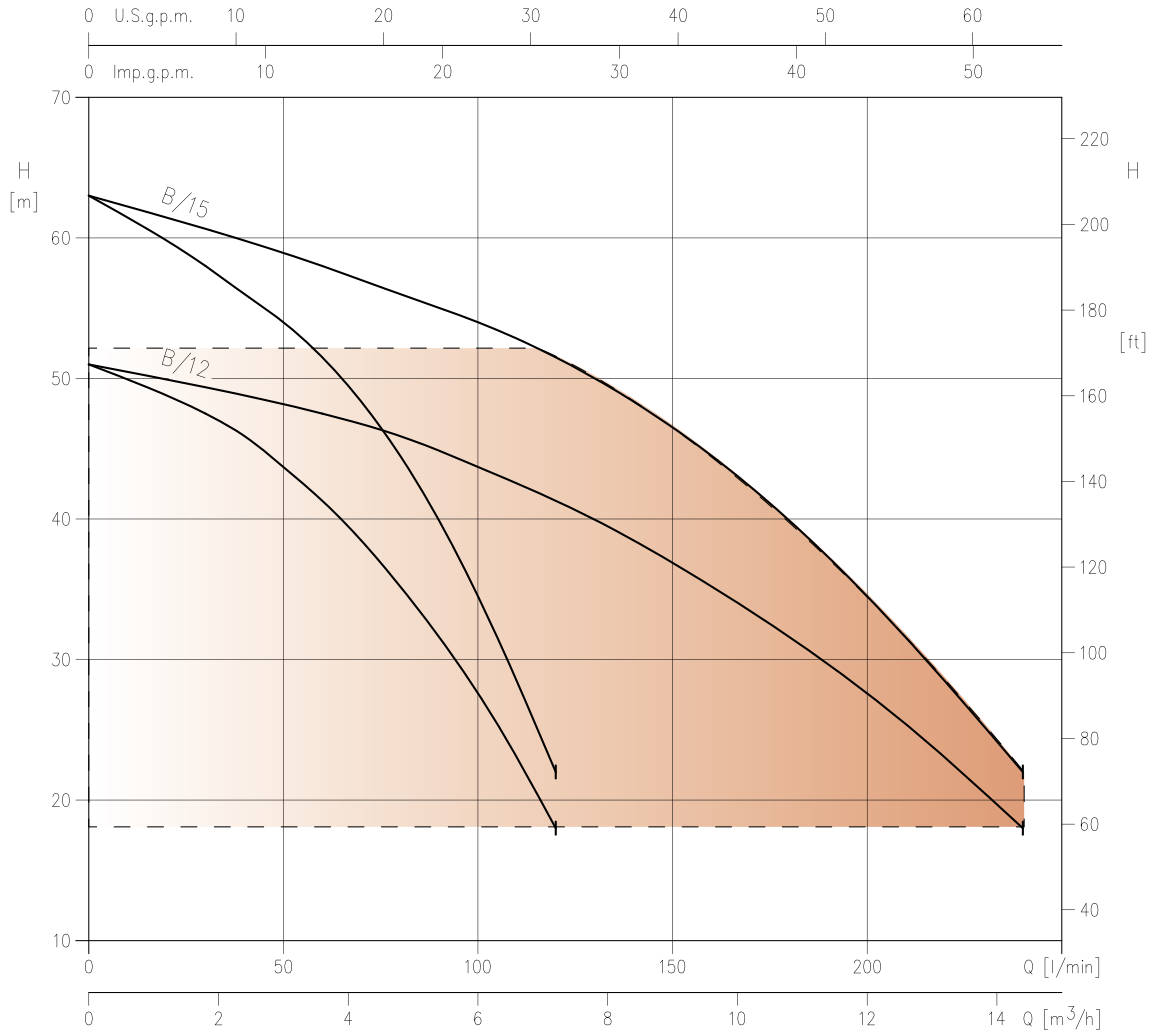
Model	kW	HP	Q=Capacity								
			l/min m³/h	40 2.4	60 3.6	80 4.8	100 6.0	120 7.2	160 9.6	200 12.0	240 14.4
			H=Total Head [m]								
2GP COMPACT A/8(M)	0.6+0.6	0.8+0.8		39.7	36.1	32.0	27.4	22.4	10.5	-	-
2GP COMPACT A/10(M)	0.75+0.75	1+1		56.5	53.0	48.5	43.5	37.1	20.0	-	-
2GP COMPACT A/12(M)	0.9+0.9	1.2+1.2		67.5	63.5	58.5	52.5	45.0	24.0	-	-
2GP COMPACT A/15(M)	1.1+1.1	1.5+1.5		79.0	74.5	69.0	62.5	54.0	28.0	-	-
2GP COMPACT B/12(M)	0.9+0.9	1.2+1.2		-	47.5	46.0	43.5	41.5	35.2	27.6	18.0
2GP COMPACT B/15(M)	1.1+1.1	1.5+1.5		-	58.0	56.0	54.0	51.5	44.5	34.5	22.0

2GPE COMPACT A E-SPD



Model	kW	HP	Q=Capacity						
			l/min m³/h	40 2.4	60 3.6	80 4.8	100 6.0	120 7.2	160 9.6
H=Total Head [m]									
2GPE COMPACT A/8	0.6+0.6	0.8+0.8		39.7	36.1	32.0	27.4	22.4	10.5
2GPE COMPACT A/10	0.75+0.75	1+1		56.5	53.0	48.5	43.5	37.1	20.0
2GPE COMPACT A/12	0.9+0.9	1.2+1.2		67.5	63.5	58.5	52.5	45.0	24.0

2GPE COMPACT B E-SPD



Model	kW	HP	Q=Capacity							
			l/min m³/h	60 3.6	80 4.8	100 6.0	120 7.2	160 9.6	200 12.0	240 14.4
			H=Total Head [m]							
2GPE COMPACT B/12	0.9+0.9	1.2+1.2		47.5	46.0	43.5	41.5	35.2	27.6	18.0
2GPE COMPACT B/15	1.1+1.1	1.5+1.5		58.0	56.0	54.0	51.5	44.5	34.5	22.0

2GP(E) CVM

Booster sets with two vertical multi-stage pumps

Two CVM series pumps with self-ventilated 2-pole asynchronous motor, IE3 efficiency class for three phase motors starting from 0.75 kW. The system is equipped as standard with a control panel with alternating pump for the 2GPE version fitted with *E-SPD* inverter and is designed for the installation of storage tanks (available on request).

E-SPD
Speed Driver



Water supply
for building service



Water supply
for Industry



Irrigation

FIELD OF APPLICATION

- Maximum liquid temperature: 40°C
- Maximum operating pressure: 10 bar
- Water with maximum presence of solids: 50 ppm (particle size 0.1-0.25 mm or less), no gas or corrosive and aggressive substances
- Maximum chlorine content: 500 ppm
- Altitude not exceeding 1000 m a.s.l.;
- Humidity 50% without condensation
- Ambient protected against atmospheric agents.

For more information refer to our **Data Book** on the website www.ebaraeurope.com

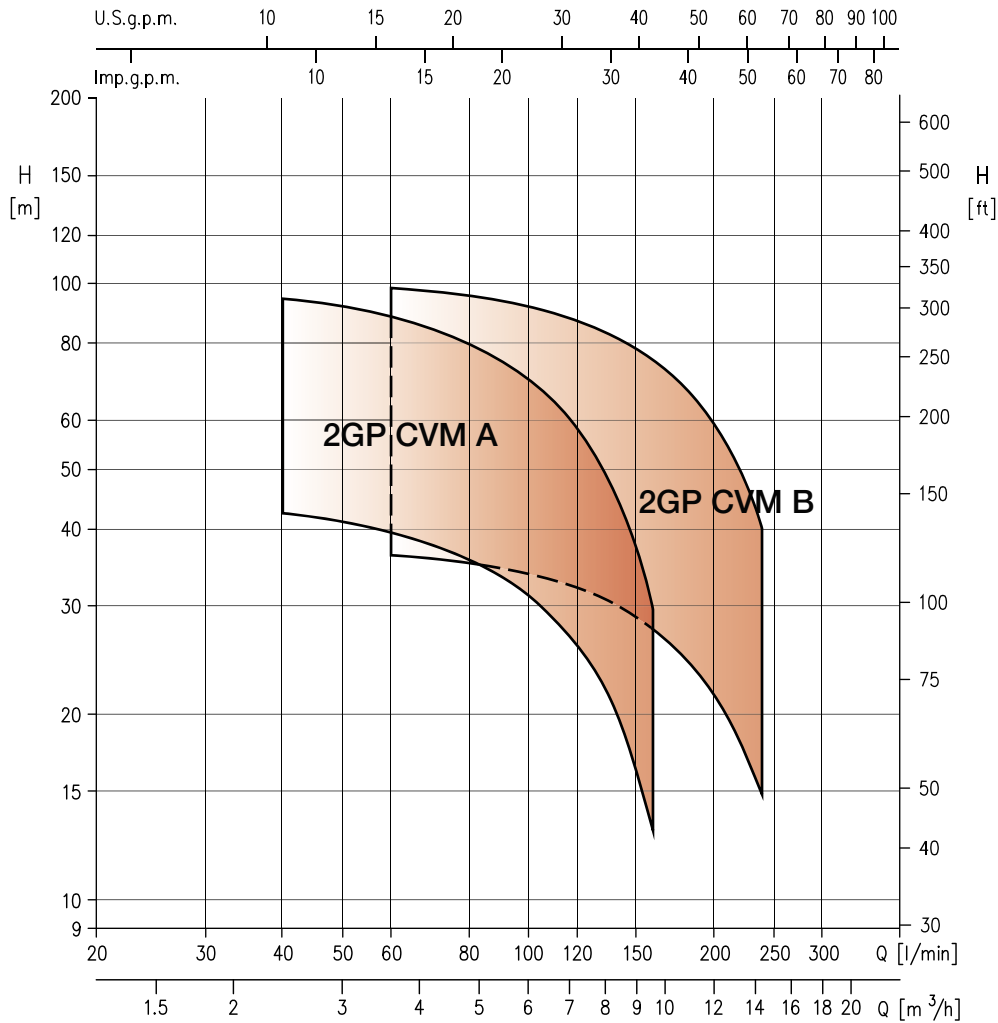
ELECTRIC PUMP MATERIALS

- Cast iron pump body and motor support
- External casing in AISI 304
- Impeller, stages and diffuser in glass fibre reinforced technopolymer impeller
- Shaft in AISI 416
- Mechanical seal in Ceramic/Carbon/EPDM

MOTOR TECHNICAL DATA

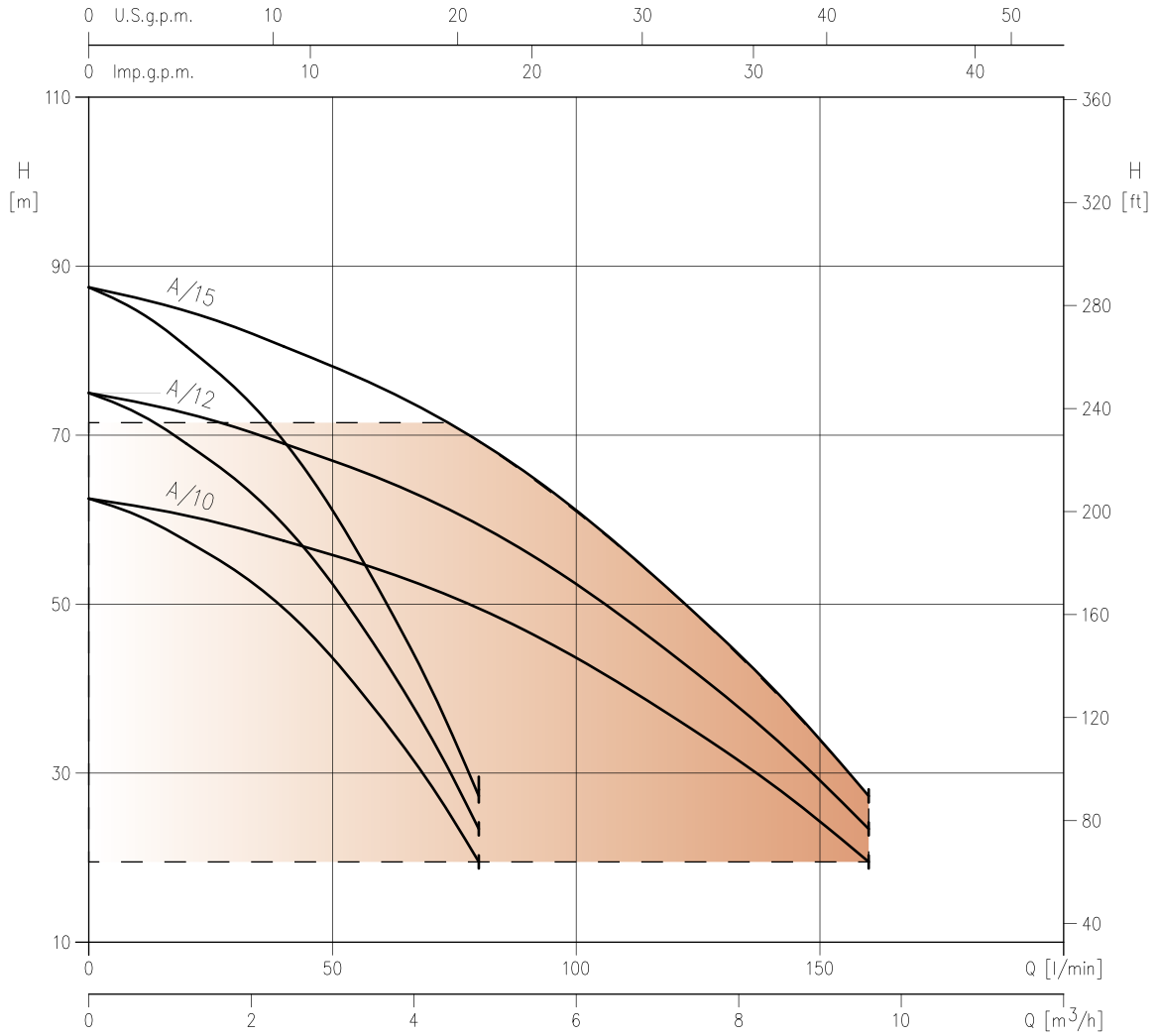
- IE3 motor starting from 0.75kW
- Self-ventilated 2-pole asynchronous motor
- Class of insulation F
- IP44 Protection degree
- Single-phase voltage 230V \pm 10% 50Hz, Three-phase voltage 400V \pm 10% 50Hz

2GP CVM



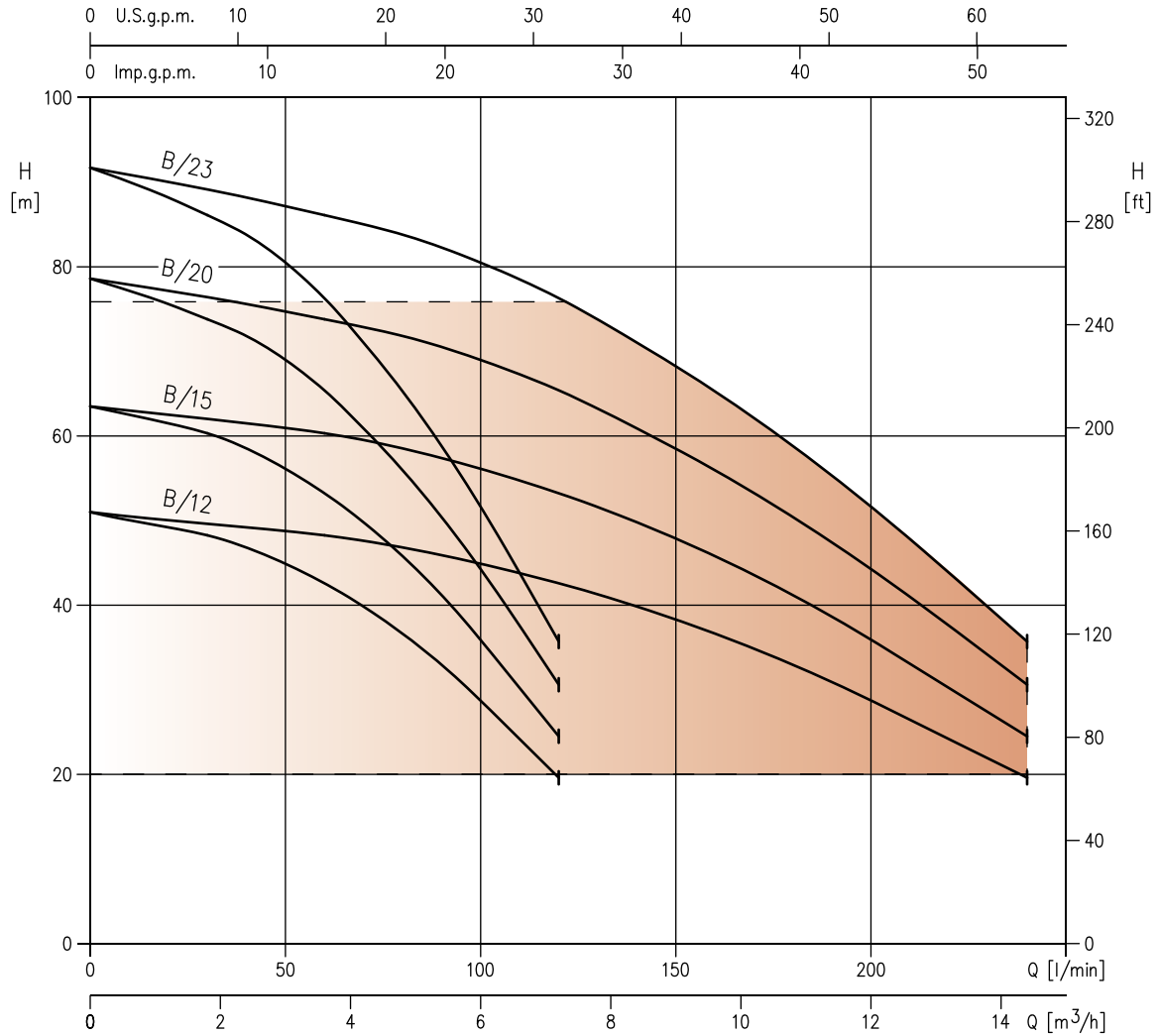
Model	kW	HP	Q=Capacity								
			l/min	40	60	80	100	120	160	200	240
			m ³ /h	2.4	3.6	4.8	6.0	7.2	9.6	12.0	14.4
			H=Total Head [m]								
2GP CVM A/8(M)	0.6+0.6	0.8+0.8		42.5	39.4	35.6	31.1	25.9	12.8	-	-
2GP CVM A/10(M)	0.75+0.75	1+1		57.5	54.0	49.5	43.5	36.6	19.5	-	-
2GP CVM A/12(M)	0.9+0.9	1.2+1.2		69.0	65.0	59.5	52.5	44.0	23.4	-	-
2GP CVM A/15(M)	1.1+1.1	1.5+1.5		80.5	75.5	69.5	61.0	51.0	27.3	-	-
2GP CVM A/18(M)	1.3+1.3	1.8+1.8		94.5	88.0	80.0	70.0	58.5	28.8	-	-
2GP CVM B/10(M)	0.75+0.75	1+1		-	36.2	35.1	33.7	32.0	27.5	21.6	14.7
2GP CVM B/12(M)	0.9+0.9	1.2+1.2		-	48.0	46.8	45.0	42.6	36.6	28.8	19.6
2GP CVM B/15(M)	1.1+1.1	1.5+1.5		-	60.5	58.5	56.2	53.3	45.8	36.0	24.5
2GP CVM B/20(M)	1.5+1.5	2+2		-	74.0	72.0	69.0	65.5	56.0	44.5	30.6
2GP CVM B/23(M)	1.7+1.7	2.3+2.3		-	86.0	84.0	80.5	76.5	65.5	51.5	35.7
2GP CVM B/25	1.85+1.85	2.5+2.5		-	98.5	96.0	92.0	87.0	74.5	59.0	41.0

2GPE CVM A E-SPD



Model	kW	HP	Q=Flow rate						
			l/min	40	60	80	100	120	160
			m³/h	2.4	3.6	4.8	6.0	7.2	9.6
H=Total Head [m]									
2GPE CVM A/10 ESP(.) 304M	0.75+0.75	1+1	57.5	54.0	49.5	43.5	36.6	19.5	
2GPE CVM A/12 ESP(.) 304M	0.9+0.9	1.2+1.2	69.0	65.0	59.5	52.5	44.0	23.4	
2GPE CVM A/15 ESP(.) 304M	1.1+1.1	1.5+1.5	80.5	75.5	69.5	61.0	51.0	27.3	

2GPE CVM B E-SPD



Model	kW	HP	Q=Flow rate							
			l/min	60	80	100	120	160	200	240
			m³/h	3.6	4.8	6.0	7.2	9.6	12.0	14.4
H=Total Head [m]										
2GPE CVM B/12 ESPM 304M	0.9+0.9	1.2+1.2		48.0	46.8	45.0	42.6	36.6	28.8	19.6
2GPE CVM B/15 ESP(.) 304M	1.1+1.1	1.5+1.5		60.5	58.5	56.2	53.3	45.8	36.0	24.5
2GPE CVM B/20 ESP(.) 304M	1.5+1.5	2+2		74.0	72.0	69.0	65.5	56.0	44.5	30.6
2GPE CVM B/23 ESPT 304M	1.7+1.7	2.3+2.3		86.0	84.0	80.5	76.5	65.5	51.5	35.7

3GP(E) CVM

Booster sets with three vertical multi-stage pumps

Three CVM series pumps with self-ventilated 2-pole asynchronous motor, IE3 efficiency class for three phase motors starting from 0.75 kW. The system is equipped as standard with a control panel with alternating pump for the 3GPE version fitted with *E-SPD* inverter and is designed for the installation of storage tanks (available on request).



E-SPD
Speed Driver



Water supply
for building service



Water supply
for Industry



Irrigation

FIELD OF APPLICATION

- Maximum liquid temperature: 40°C
- Maximum operating pressure: 10 bar
- Water with maximum presence of solids: 50 ppm (particle size 0.1-0.25 mm or less), no gas or corrosive and aggressive substances
- Maximum chlorine content: 500 ppm
- Altitude not exceeding 1000 m a.s.l.;
- Humidity 50% without condensation
- Ambient protected against atmospheric agents.

For more information refer to our **Data Book** on the website www.ebaraurope.com

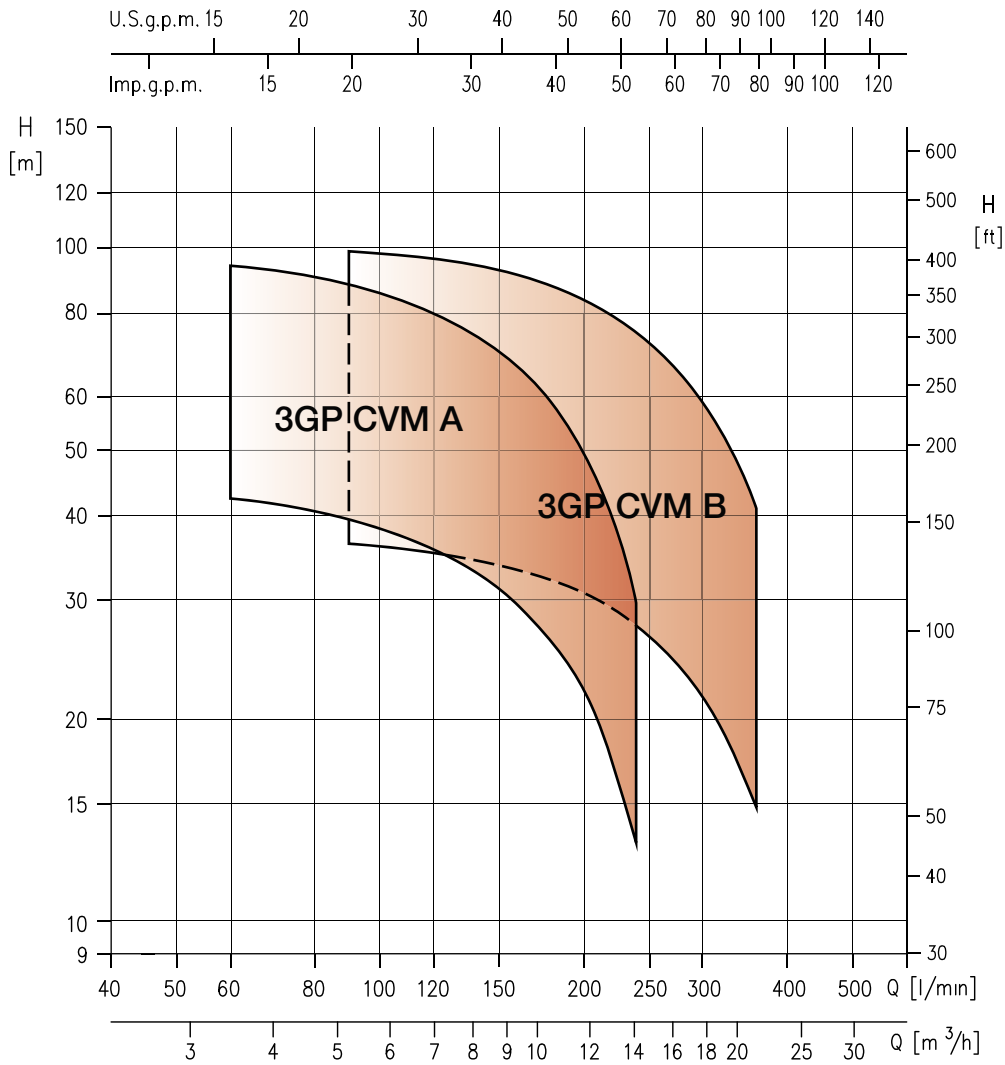
ELECTRIC PUMP MATERIALS

- Cast iron pump body and motor support
- External casing in AISI 304
- Impeller, stages and diffuser in glass fibre reinforced technopolymer impeller
- Shaft in AISI 416
- Mechanical seal in Ceramic/Carbon/EPDM

MOTOR TECHNICAL DATA

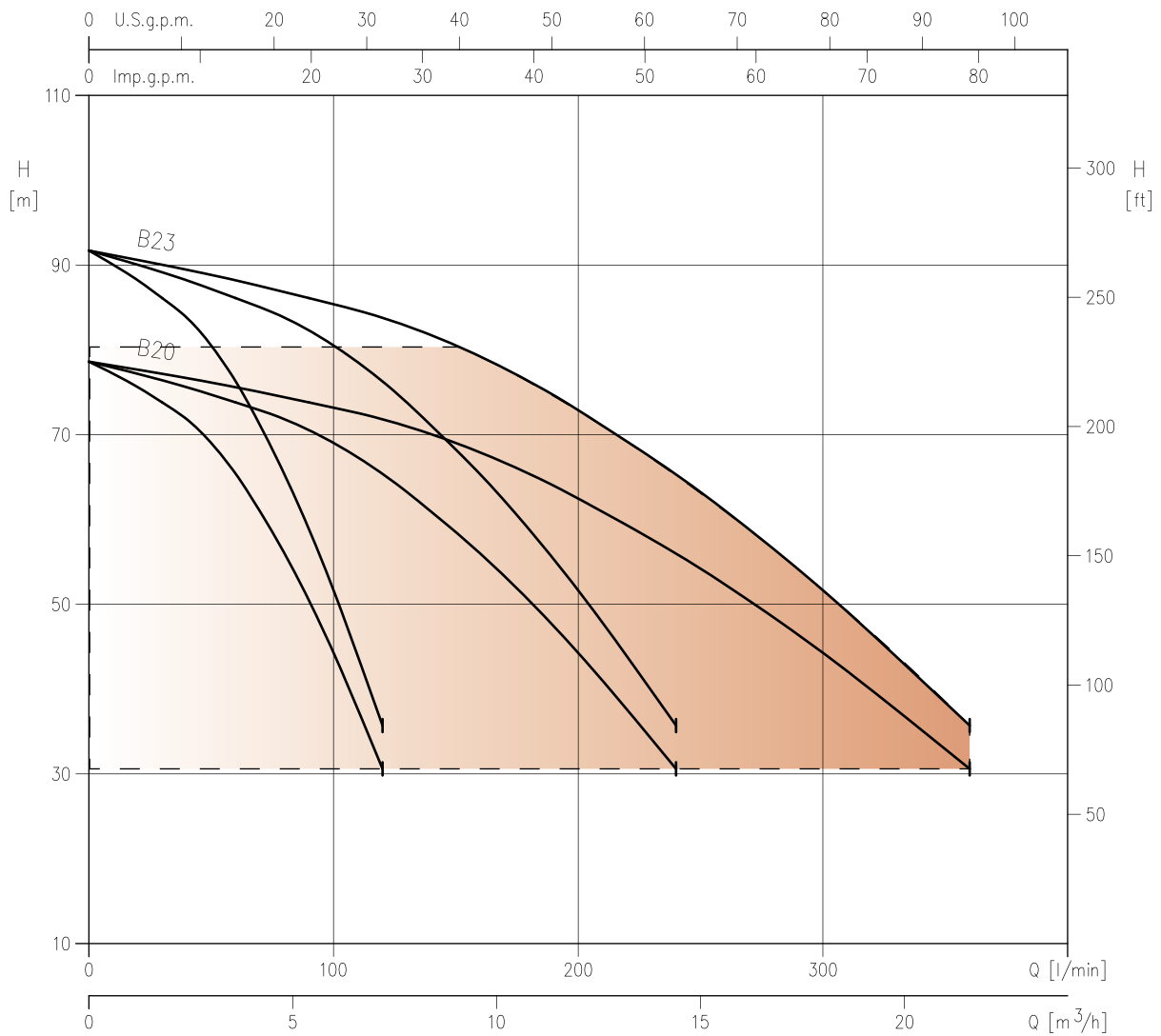
- IE3 motor starting from 0.75kW
- Self-ventilated 2-pole asynchronous motor
- Class of insulation F
- IP44 Protection degree
- 400V $\pm 10\%$ 50Hz three phase voltage

3GP CVM



Model	kW	HP	Q=Capacity								
			l/min	60	90	120	150	180	240	300	360
			m³/h	3.6	5.4	7.2	9.0	10.8	14.4	18.0	21.6
			H=Total Head [m]								
3GP CVM A/8	0.6+0.6+0.6	0.8+0.8+0.8		42.5	39.4	35.6	31.1	25.9	12.8	-	-
3GP CVM A/10	0.75+0.75+0.75	1+1+1		57.5	54.0	49.5	43.5	36.6	19.5	-	-
3GP CVM A/12	0.9+0.9+0.9	1.2+1.2+1.2		69.0	65.0	59.5	52.5	44.0	23.4	-	-
3GP CVM A/15	1.1+1.1+1.1	1.5+1.5+1.5		80.5	75.5	69.5	61.0	51.0	27.3	-	-
3GP CVM A/18	1.3+1.3+1.3	1.8+1.8+1.8		94.5	88.0	80.0	70.0	58.5	28.8	-	-
3GP CVM B/10	0.75+0.75+0.75	1+1+1		-	36.2	35.1	33.7	32.0	27.5	21.6	14.7
3GP CVM B/12	0.9+0.9+0.9	1.2+1.2+1.2		-	48.0	46.8	45.0	42.6	36.6	28.8	19.6
3GP CVM B/15	1.1+1.1+1.1	1.5+1.5+1.5		-	60.5	58.5	56.2	53.3	45.8	36.0	24.5
3GP CVM B/20	1.5+1.5+1.5	2+2+2		-	74.0	72.0	69.0	65.5	56.0	44.5	30.6
3GP CVM B/23	1.7+1.7+1.7	2.3+2.3+2.3		-	86.0	84.0	80.5	76.5	65.5	51.5	35.7
3GP CVM B/25	1.85+1.85+1.85	2.5+2.5+2.5		-	98.5	96.0	92.0	87.0	74.5	59.0	41.0

3GPE CVM E-SPD



Model	kW	HP	Q=Flow rate							
			l/min	90	120	150	180	240	300	360
			m³/h	5.4	7.2	9.0	10.8	14.4	18.0	21.6
			H=Total Head [m]							
3GPE CVM B/20 ESPT 304M	1.5+1.5+1.5	2+2+2		74.0	72.0	69.0	65.5	56.0	44.5	30.6
3GPE CVM B/23 ESPT 304M	1.7+1.7+1.7	2.3+2.3+2.3		86.0	84.0	80.5	76.5	65.5	51.5	35.7

2GP(E) MATRIX

Booster sets with two horizontal multi-stage pumps with stainless steel hydraulics

Two MATRIX series pumps with self-ventilated 2-pole asynchronous motor, IE3 efficiency class for three phase motors starting from 0.75 kW. The system is equipped as standard with a control panel with alternating pump for the 2GPE version fitted with *E-SPD* inverter and is designed for the installation of storage tanks (available on request).

E-SPD
Speed Driver



Water supply
for building service



Water supply
for Industry



Irrigation

FIELD OF APPLICATION

- Maximum liquid temperature: 50°C
- Maximum operating pressure: 10 bar
- Water with maximum presence of solids: 50 ppm (particle size 0.1-0.25 mm or less), no gas or corrosive and aggressive substances
- Maximum chlorine content: 500 ppm
- Altitude not exceeding 1000 m a.s.l.;
- Humidity 50% without condensation
- Ambient protected against atmospheric agents.

For more information refer to our **Data Book** on the website www.ebaraurope.com

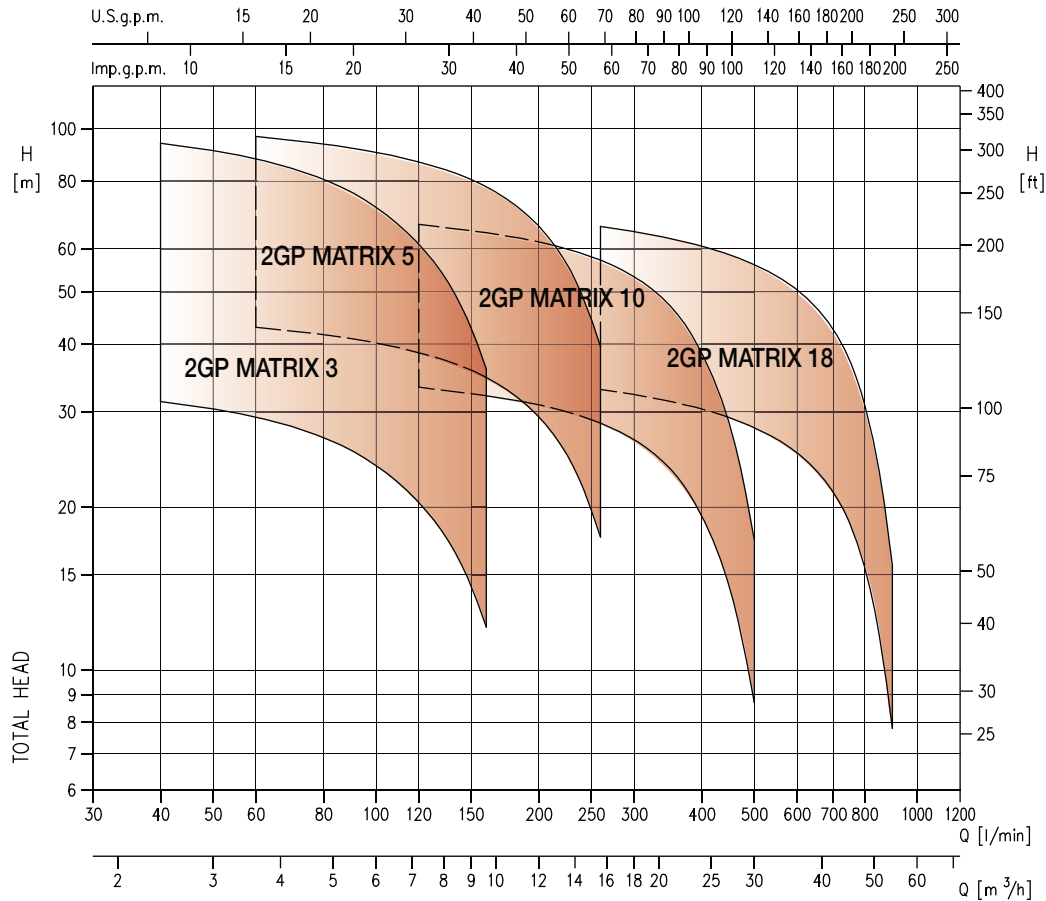
ELECTRIC PUMP MATERIALS

- Pump body, impeller and shaft in AISI 304
- Mechanical seal in Ceramic/Carbon/EPDM

MOTOR TECHNICAL DATA

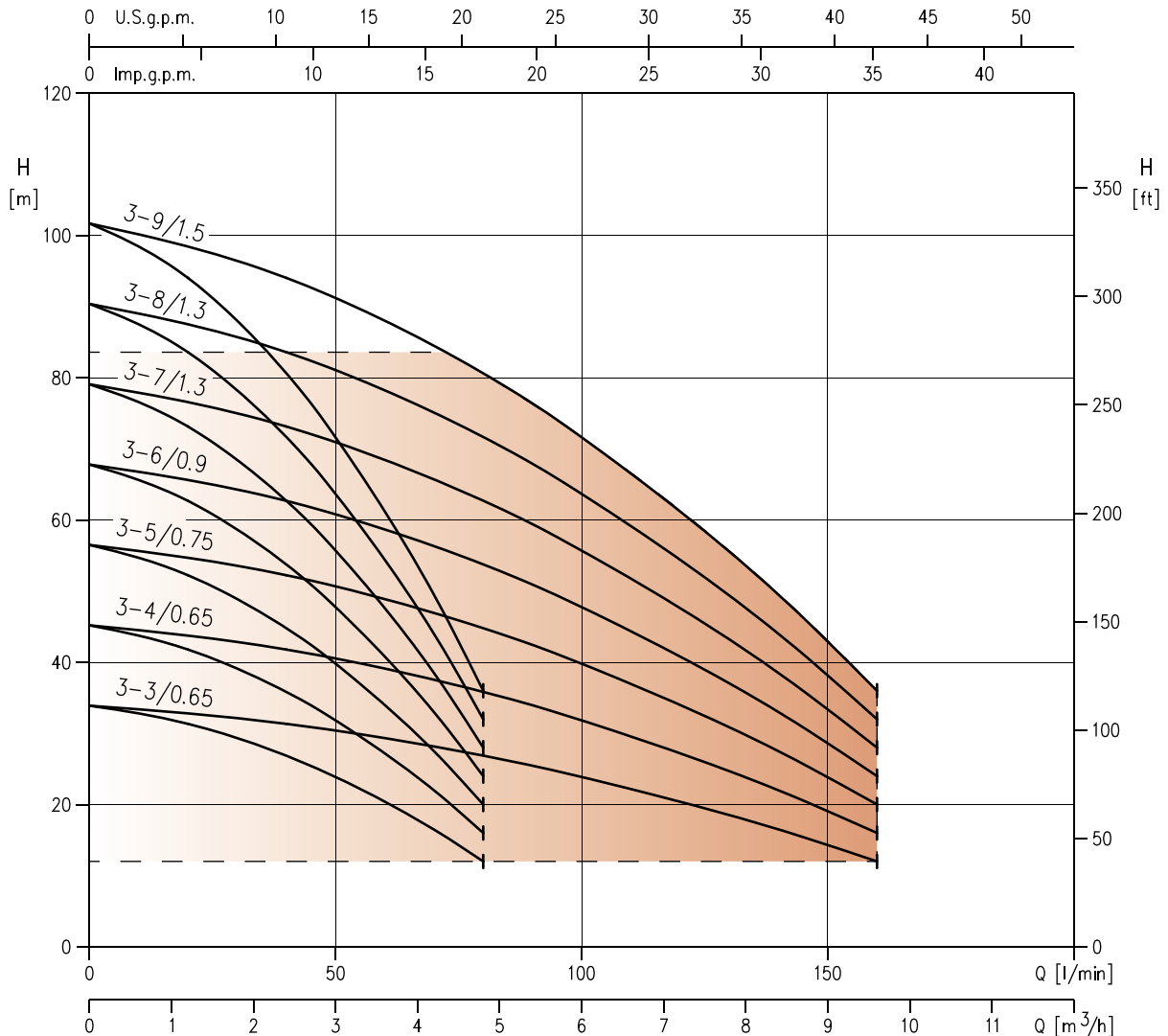
- IE3 motor starting from 0.75kW
- Self-ventilated 2-pole asynchronous motor
- Class of insulation F
- IP55 Protection degree
- Single-phase voltage 230V $\pm 10\%$ 50Hz, Three-phase voltage 400V $\pm 10\%$ 50Hz

2GP MATRIX



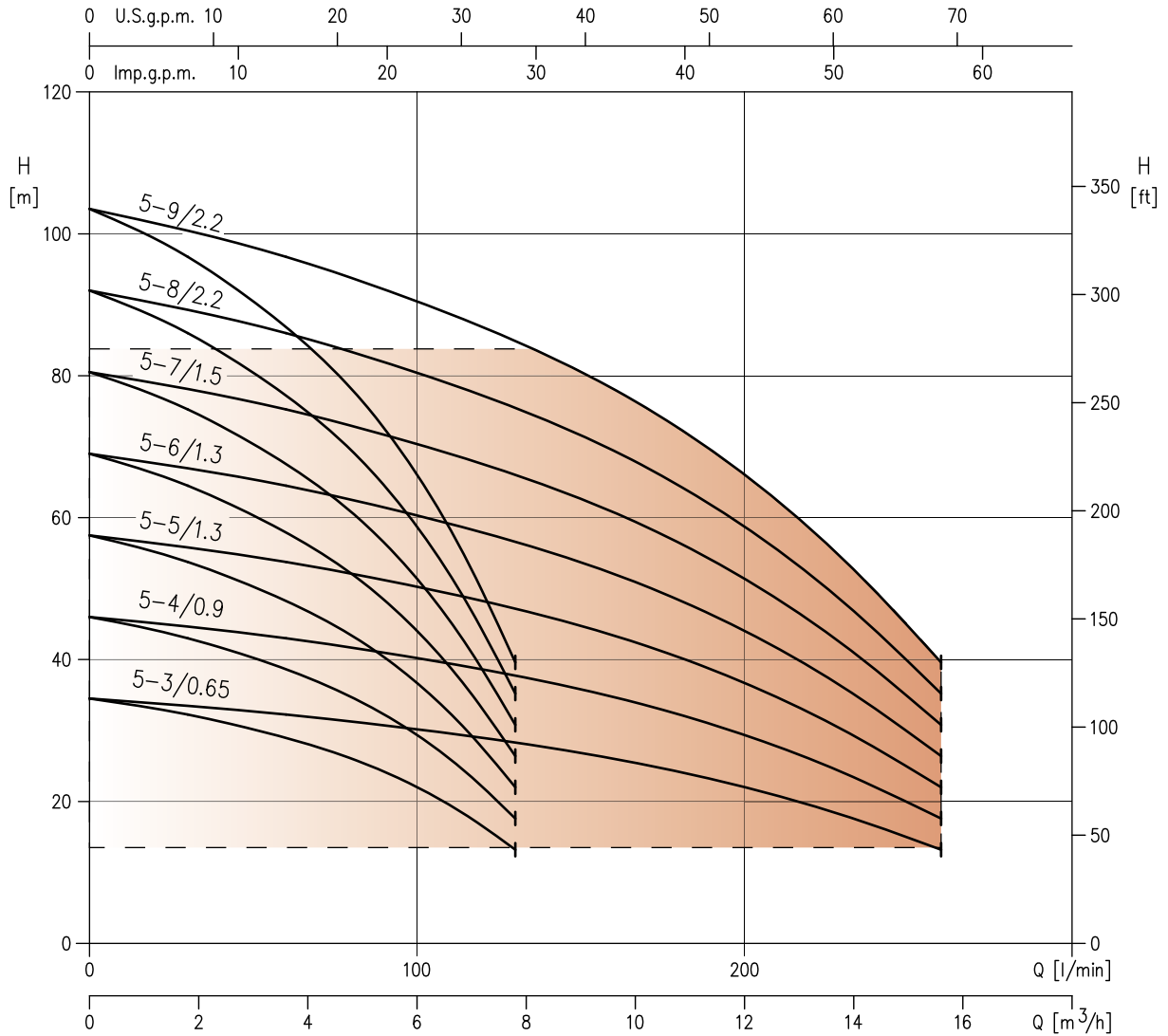
Model	HP	kW	Q=Capacity									
			l/min m ³ /h	40 2.4	60 3.6	120 7.2	160 9.6	260 15.6	320 19.2	500 30.0	600 36.0	900 54.0
H=Total Head [m]												
2GP MATRIX 3-4T/0,65 (M)	0.9+0.9	0.65+0.65		42.0	39.1	27.2	16.0	-	-	-	-	-
2GP MATRIX 3-5T/0,75 (M)	1+1	0.75+0.75		52.5	49.0	34.0	20.0	-	-	-	-	-
2GP MATRIX 3-6T/0,9 (M)	1.2+1.2	0.9+0.9		62.5	58.5	41.0	24.0	-	-	-	-	-
2GP MATRIX 3-7T/1,3 (M)	1.8+1.8	1.3+1.3		73.0	68.5	47.5	28.0	-	-	-	-	-
2GP MATRIX 3-8T/1,3 (M)	1.8+1.8	1.3+1.3		83.5	78.0	54.5	32.0	-	-	-	-	-
2GP MATRIX 3-9T/1,5 (M)	2+2	1.5+1.5		94.0	88.0	61.0	36.0	-	-	-	-	-
2GP MATRIX 5-4T/0,9 (M)	1.2+1.2	0.9+0.9		-	43.0	38.6	34.7	17.6	-	-	-	-
2GP MATRIX 5-5T/1,3 (M)	1.8+1.8	1.3+1.3		-	54.0	48.5	43.5	22.0	-	-	-	-
2GP MATRIX 5-6T/1,3 (M)	1.8+1.8	1.3+1.3		-	64.5	58.0	52.0	26.4	-	-	-	-
2GP MATRIX 5-7T/1,5 (M)	2+2	1.5+1.5		-	75.5	67.5	61.0	30.8	-	-	-	-
2GP MATRIX 5-8T/2,2 (M)	3+3	2.2+2.2		-	86.0	77.0	69.5	35.2	-	-	-	-
2GP MATRIX 5-9T/2,2 (M)	3+3	2.2+2.2		-	97.0	87.0	78.0	39.6	-	-	-	-
2GP MATRIX 10-3T/1,3 (M)	1.8+1.8	1.3+1.3		-	-	33.3	32.1	28.6	25.5	8.7	-	-
2GP MATRIX 10-4T/1,5 (M)	2+2	1.5+1.5		-	-	44.5	43.0	38.1	34.0	11.6	-	-
2GP MATRIX 10-5T/2,2 (M)	3+3	2.2+2.2		-	-	55.5	53.5	47.5	42.5	14.5	-	-
2GP MATRIX 10-6T/2,2 (M)	3+3	2.2+2.2		-	-	66.5	64.5	57.0	51.0	17.4	-	-
2GP MATRIX 18-3T/2,2 (M)	3+3	2.2+2.2		-	-	-	-	33.0	31.9	28.1	25.2	7.8
2GP MATRIX 18-4T/3	4+4	3+3		-	-	-	-	44.0	42.5	37.4	33.6	10.4
2GP MATRIX 18-5T/4	5.5+5.5	4+4		-	-	-	-	55.0	53.0	47.0	42.0	13.0
2GP MATRIX 18-6T/4	5.5+5.5	4+4		-	-	-	-	66.0	64.0	56.0	50.5	15.6

2GPE MATRIX 3 E-SPD



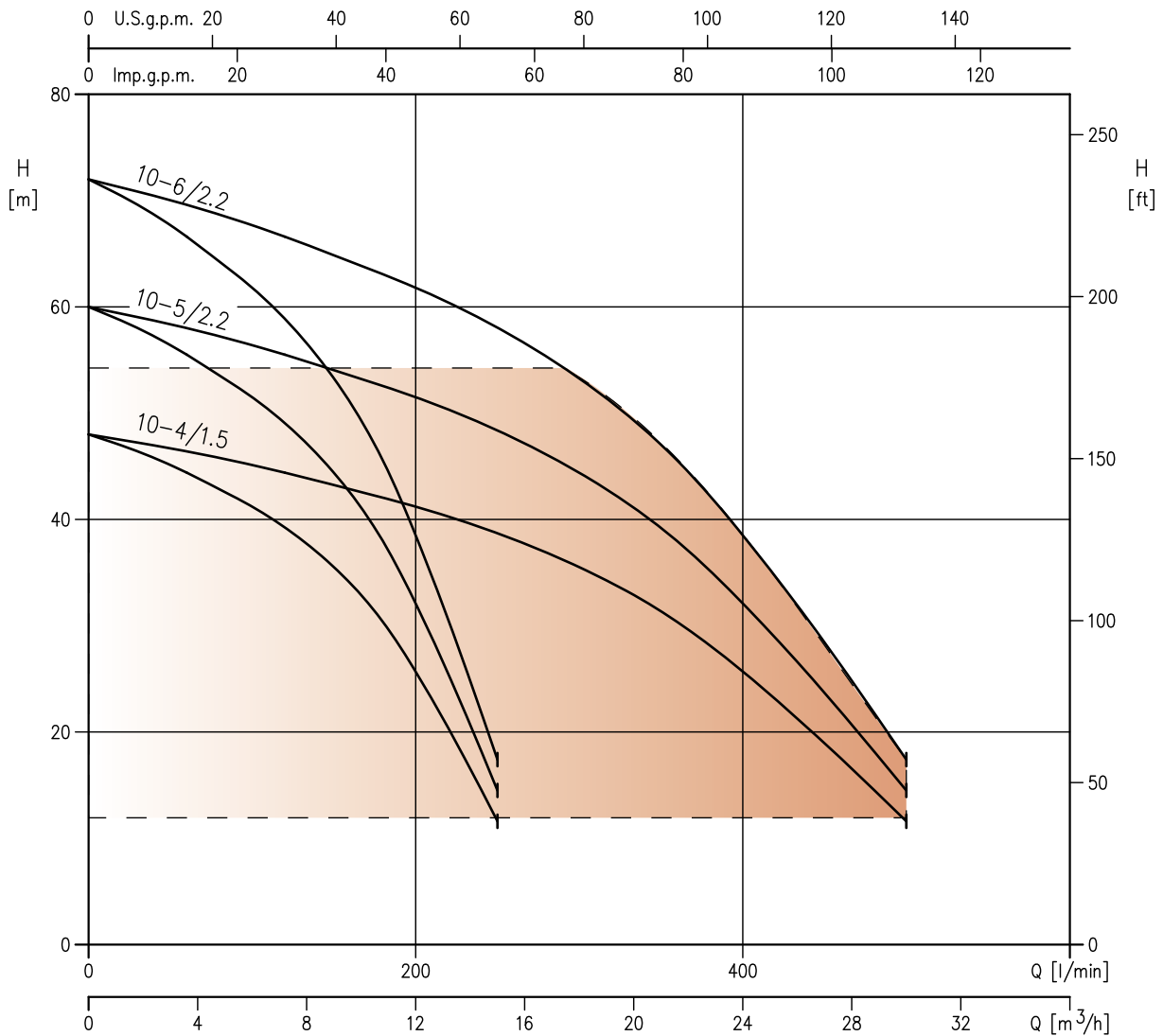
Model	HP	kW	Q=Flow rate					
			l/min	40	60	90	120	160
			m³/h	2.4	3.6	5.4	7.2	9.6
H=Total Head [m]								
2GPE MATRIX 3-3T/0,65 ESPM 304M	0.9+0.9	0.65+0.65		31.4	29.3	25.5	20.4	12.0
2GPE MATRIX 3-4T/0,65 ESP(.) 304M	0.9+0.9	0.65+0.65		42.0	39.1	34.0	27.2	16.0
2GPE MATRIX 3-5T/0,75 ESP(.) 304M	1+1	0.75+0.75		52.5	49.0	42.5	34.0	20.0
2GPE MATRIX 3-6T/0,9 ESP(.) 304M	1.2+1.2	0.9+0.9		62.5	58.5	51.0	41.0	24.0
2GPE MATRIX 3-7T/1,3 ESP(.) 304M	1.8+1.8	1.3+1.3		73.0	68.5	59.5	47.5	28.0
2GPE MATRIX 3-8T/1,3 ESPT 304M	1.8+1.8	1.3+1.3		83.5	78.0	68.0	54.5	32.0
2GPE MATRIX 3-9T/1,5 ESPT 304M	2+2	1.5+1.5		94.0	88.0	76.5	61.0	36.0

2GPE MATRIX 5 E-SPD



Model	HP	kW	Q=Flow rate						
			l/min	60	90	120	160	200	260
			m³/h	3.6	5.4	7.2	9.6	12.0	15.6
H=Total Head [m]									
2GPE MATRIX 5-3T/0,65 ESPM 304M	0.9+0.9	0.65+0.65		32.3	30.7	29.0	26.0	22.0	13.2
2GPE MATRIX 5-4T/0,9 ESP(.) 304M	1.2+1.2	0.9+0.9		43.0	41.0	38.6	34.7	29.4	17.6
2GPE MATRIX 5-5T/1,3 ESP(.) 304M	1.8+1.8	1.3+1.3		54.0	51.0	48.5	43.5	36.7	22.0
2GPE MATRIX 5-6T/1,3 ESP(.) 304M	1.8+1.8	1.3+1.3		64.5	61.5	58.0	52.0	44.0	26.4
2GPE MATRIX 5-7T/1,5 ESPT 304M	2+2	1.5+1.5		75.5	72.0	67.5	61.0	51.5	30.8
2GPE MATRIX 5-8T/2,2 ESPT 304M	3+3	2.2+2.2		86.0	82.0	77.0	69.5	58.5	35.2
2GPE MATRIX 5-9T/2,2 ESPT 304M	3+3	2.2+2.2		97.0	92.0	87.0	78.0	66.0	39.6

2GPE MATRIX 10 E-SPD



Model	HP	kW	Q=Flow rate							
			l/min	120	160	200	260	320	400	500
			m³/h	7.2	9.6	12	15.6	19.2	24	30
H=Total Head [m]										
2GPE MATRIX 10-4T/1,5 ESPT 304M	2+2	1.5+1.5		44.5	43.0	41.0	38.1	34.0	25.7	11.6
2GPE MATRIX 10-5T/2,2 ESPT 304M	3+3	2.2+2.2		55.5	53.5	51.5	47.5	42.5	32.1	14.5
2GPE MATRIX 10-6T/2,2 ESPT 304M	3+3	2.2+2.2		66.5	64.5	62.0	57.0	51.0	38.5	17.4

2GP(E) EVMSG



Booster sets with two vertical multi-stage pumps with stainless steel hydraulics with standardised motor

Two EVMSG series pumps with self-ventilated 2-pole asynchronous motor, IE3 efficiency class for three phase motors starting from 0.75 kW. The system is equipped as standard with a control panel with alternating pump for the 2GPE version fitted with *E-SPD* inverter and is designed for the installation of storage tanks (available on request).

E-SPD
Speed Driver



Water supply
for building service



Water supply
for Industry



Irrigation

FIELD OF APPLICATION

- Maximum liquid temperature: 50°C
- Maximum operating pressure: 16 bar
- Water with maximum presence of solids: 50 ppm (particle size 0.1-0.25 mm or less), no gas or corrosive and aggressive substances
- Maximum chlorine content: 500 ppm
- Altitude not exceeding 1000 m a.s.l.;
- Humidity 50% without condensation
- Ambient protected against atmospheric agents.

For more information refer to our **Data Book** on the website www.ebaraurope.com

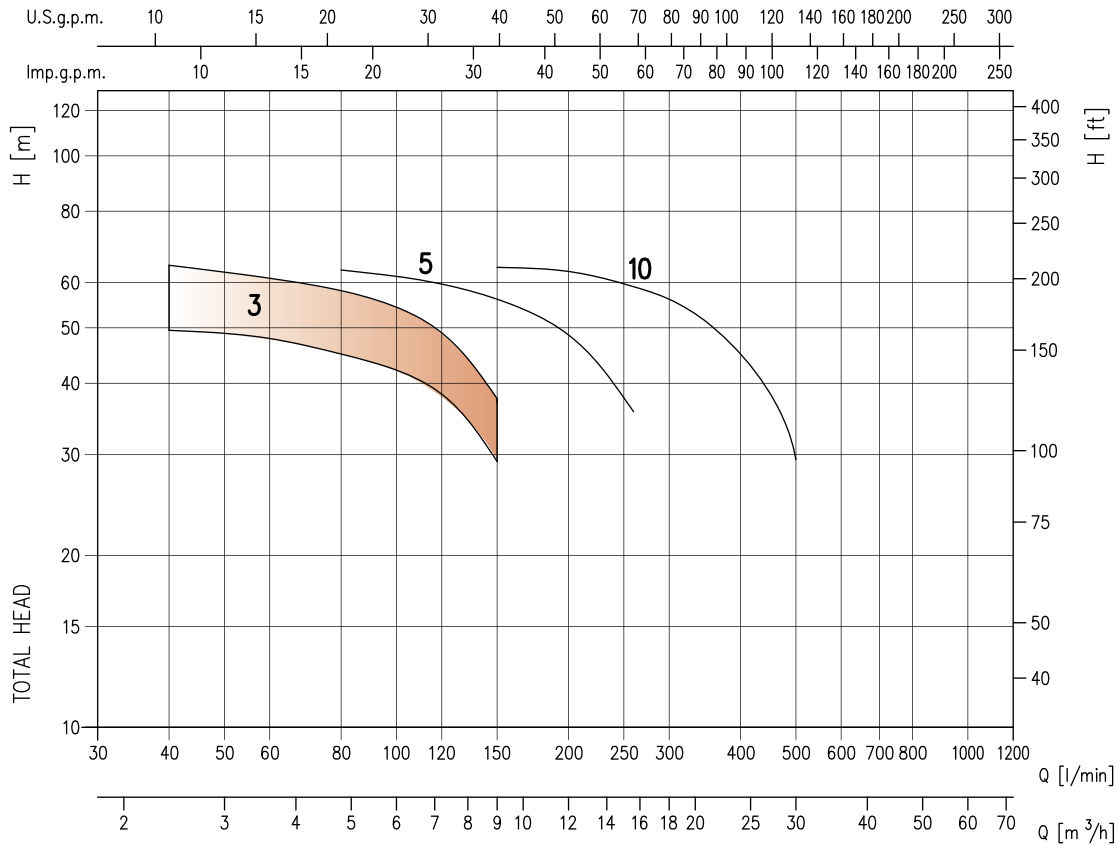
ELECTRIC PUMP MATERIALS

- Cast iron pump body
- Impeller and shaft in AISI 304
- Cast iron motor bracket

MOTOR TECHNICAL DATA

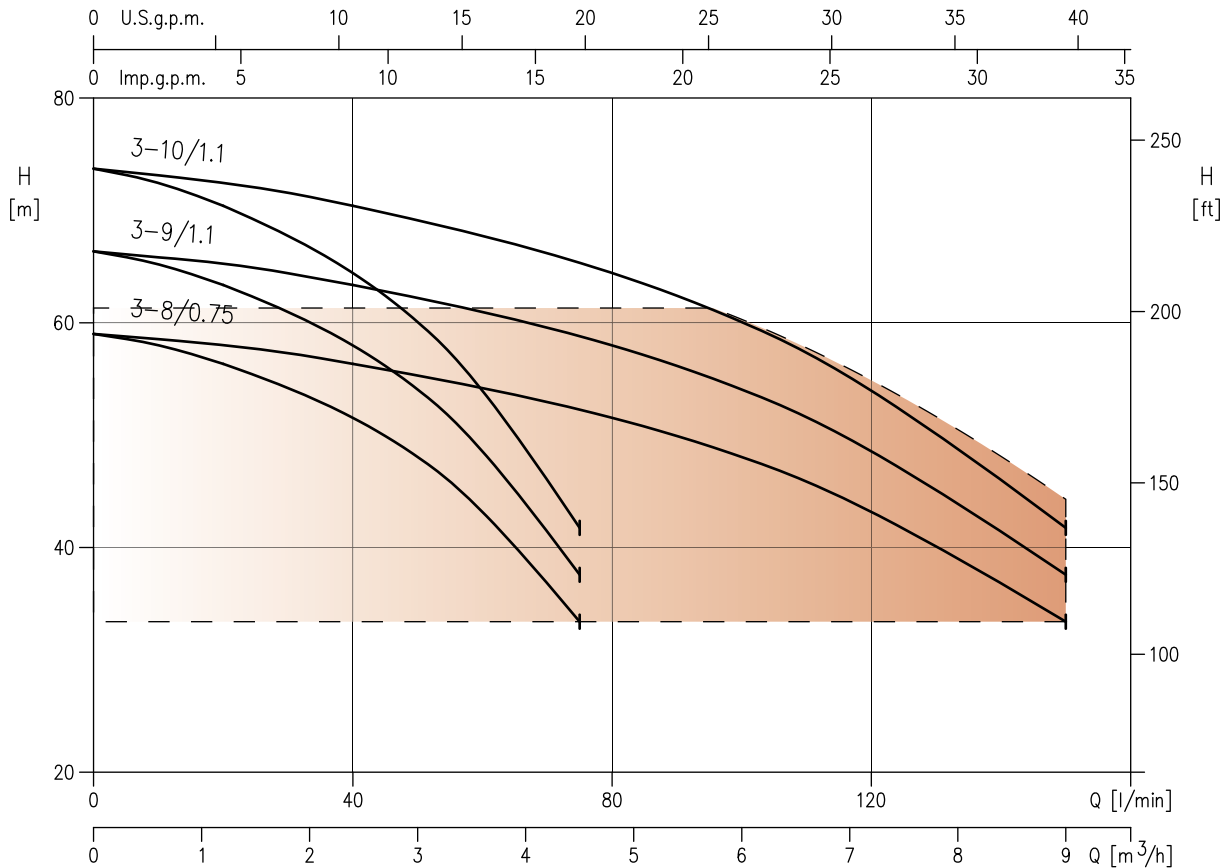
- IE3 motor starting from 0.75kW
- Self-ventilated 2-pole asynchronous motor
- Class of insulation F
- IP55 protection degree
- Single-phase 230V±10% voltage three phase 400V ±10% (up to 4 kW) three phase 400/690 ±10% (starting from 5.5 kW)

2GP EVMSG 3-5-10



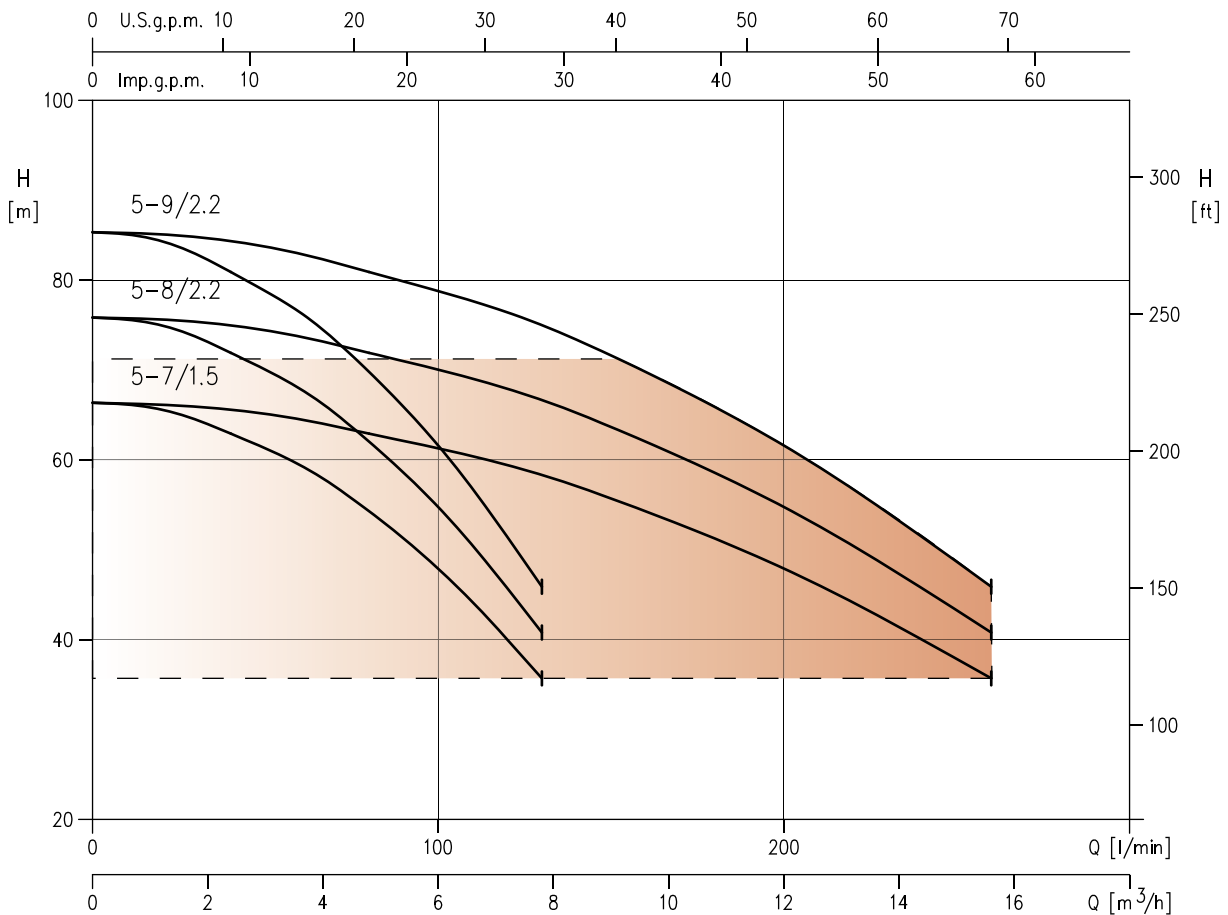
Model	kW	HP	Q=Capacity												
			l/min	40	60	80	120	150	200	260	300	360	400	500	
			m³/h	2.4	3.6	4.8	7.2	9.0	12.0	15.6	18	21.6	24	30	
H=Total Head [m]															
2GP EVMSG3 7/0.75 (M)	0.75+0.75	1+1		49.5	47.5	45	38.3	29.2	-	-	-	-	-	-	-
2GP EVMSG3 9/1.1 (M)	1.1+1.1	1.5+1.5		63.5	61	58	49	37.6	-	-	-	-	-	-	
2GP EVMSG5 7/1.5	1.5+1.5	2+2		-	-	63	59.5	56	48.5	35.7	-	-	-	-	
2GP EVMSG10 6/2.2	2.2+2.2	3+3		-	-	-	-	63.5	62.5	59	56	50	45	29.5	

2GPE EVMSG 3 E-SPD



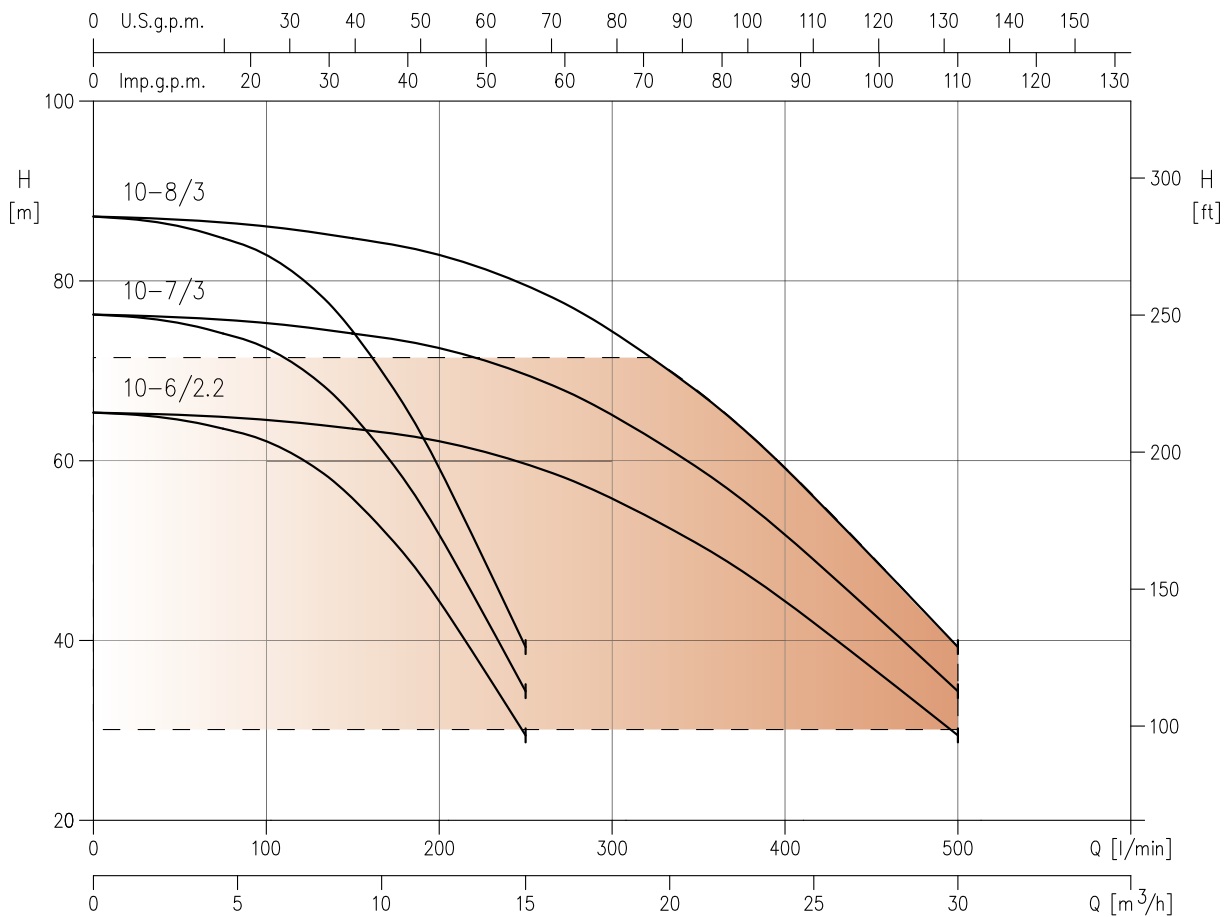
Model	kW	HP	Q=Flow rate					
			l/min m³/h	40 2.4	60 3.6	80 4.8	120 7.2	150 9.0
H=Total Head [m]								
2GPE EVMSG3 8/0.75 ESPT 304M	0.75+0.75	1+1		56.5	54.5	51.5	44	33.4
2GPE EVMSG3 9/1.1 ESPM 304M	1.1+1.1	1.5+1.5		63.5	61	58	49	37.6
2GPE EVMSG3 10/1.1 ESP(.) 304M	1.1+1.1	1.5+1.5		70.5	68	64.5	54.5	41.5

2GPE EVMSG 5 E-SPD



Model	kW	HP	Q=Flow rate					
			l/min m³/h	80 4.8	120 7.2	150 9.0	200 12.0	260 15.6
2GPE EVMSG5 7/1.5 ESP(.) 304M	1.5+1.5	2+2		63	59.5	56	48.5	35.7
2GPE EVMSG5 8/2.2 ESPT 304M	2.2+2.2	3+3		72	68	64	55	41
2GPE EVMSG5 9/2.2 ESPT 304M	2.2+2.2	3+3		81	77	72	62	46

2GPE EVMSG 10 E-SPD



Model	kW	HP	Q=Flow rate								
			l/min	150	200	260	300	360	400	500	
			m³/h	9.0	12.0	15.6	18.0	21.6	24.0	30.0	
H=Total Head [m]											
2GPE EVMSG10 6/2.2 ESP(.) 304M	2.2+2.2	3+3	63.5	62.5	59	56	50	45	29.5		
2GPE EVMSG10 7/3.0 ESPT 304M	3.0+3.0	4+4	74	73	69	65.5	58	52	34.4		
2GPE EVMSG10 8/3.0 ESPT 304M	3.0+3.0	4+4	84.5	83.5	79	74.5	66.5	59.5	39.3		

3GP(E) EVMSG



Booster sets with three vertical multi-stage pumps with stainless steel with standardised motor

Three EVMSG series pumps with self-ventilated 2-pole asynchronous motor, IE3 efficiency class for three phase motors starting from 0.75 kW. The system is equipped as standard with a control panel with alternating pump for the 3GPE version fitted with *E-SPD* inverter and is designed for the installation of storage tanks (available on request).

E-SPD
Speed Driver



Water supply
for building service



Water supply
for Industry



Irrigation

FIELD OF APPLICATION

- Maximum liquid temperature: 50°C
- Maximum operating pressure: 16 bar
- Water with maximum presence of solids: 50 ppm (particle size 0.1-0.25 mm or less), no gas or corrosive and aggressive substances
- Maximum chlorine content: 500 ppm
- Altitude not exceeding 1000 m a.s.l.;
- Humidity 50% without condensation
- Ambient protected against atmospheric agents.

For more information refer to our **Data Book** on the website www.ebaraeurope.com

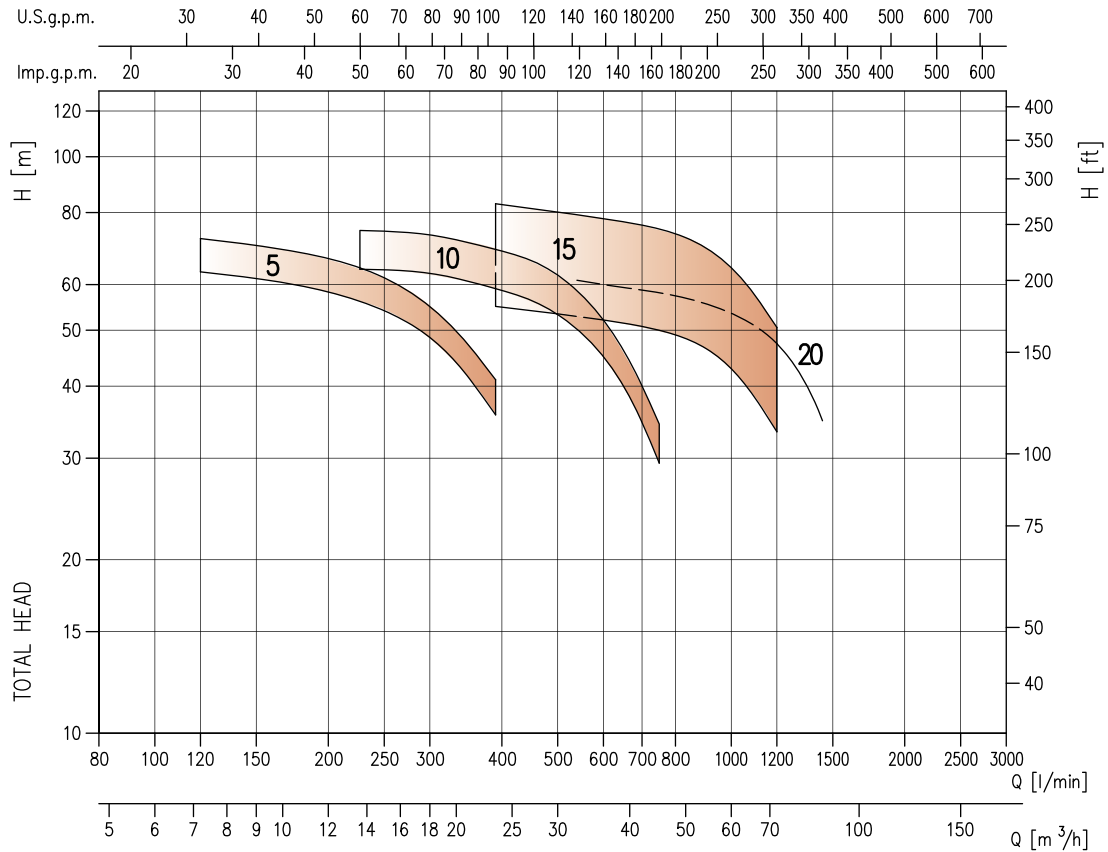
ELECTRIC PUMP MATERIALS

- Cast iron pump body
- Impeller and shaft in AISI 304
- Cast iron motor bracket

MOTOR TECHNICAL DATA

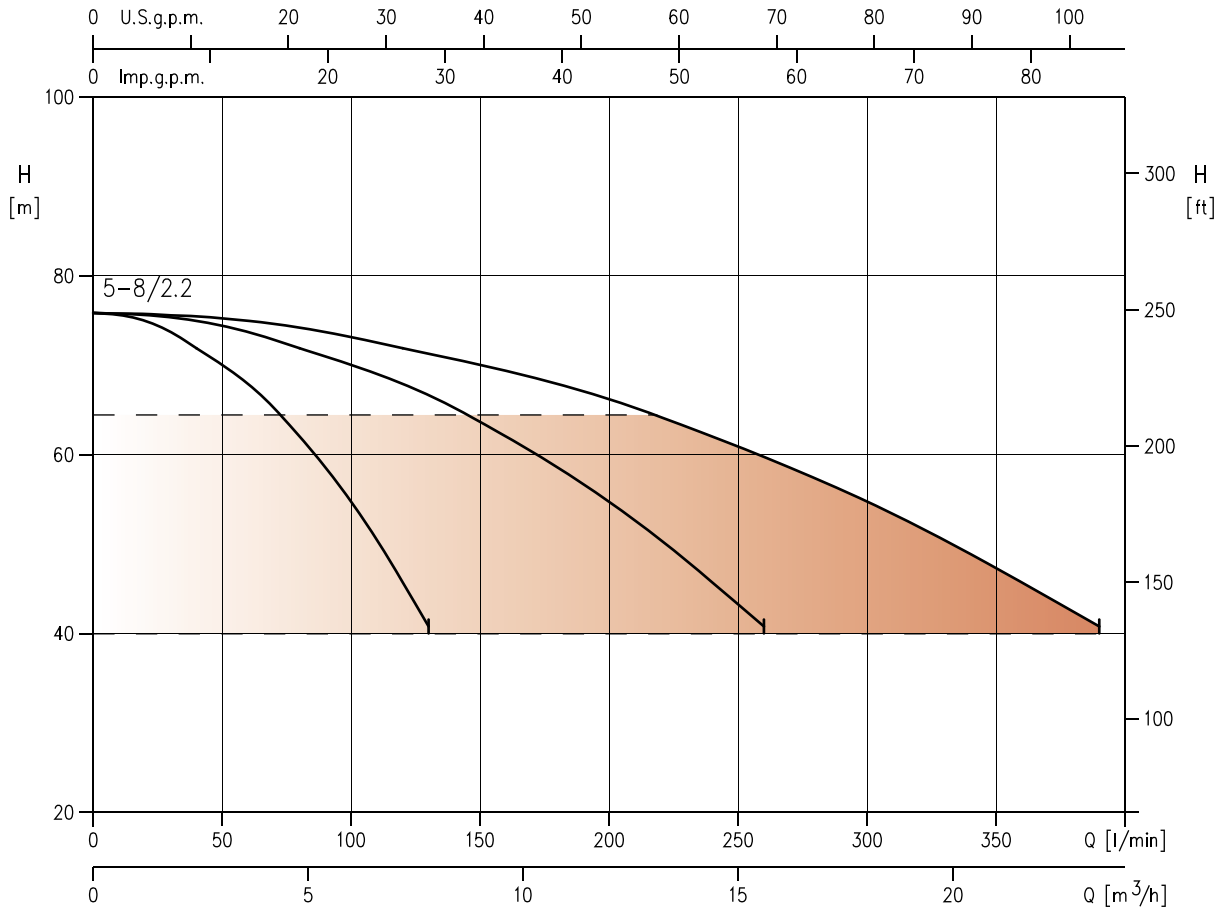
- IE3 motor starting from 0.75kW
- Self-ventilated 2-pole asynchronous motor
- Class of insulation F
- IP55 protection degree
- Three-phase voltage 400V ±10%

3GP EVMSG 5-10-15-20



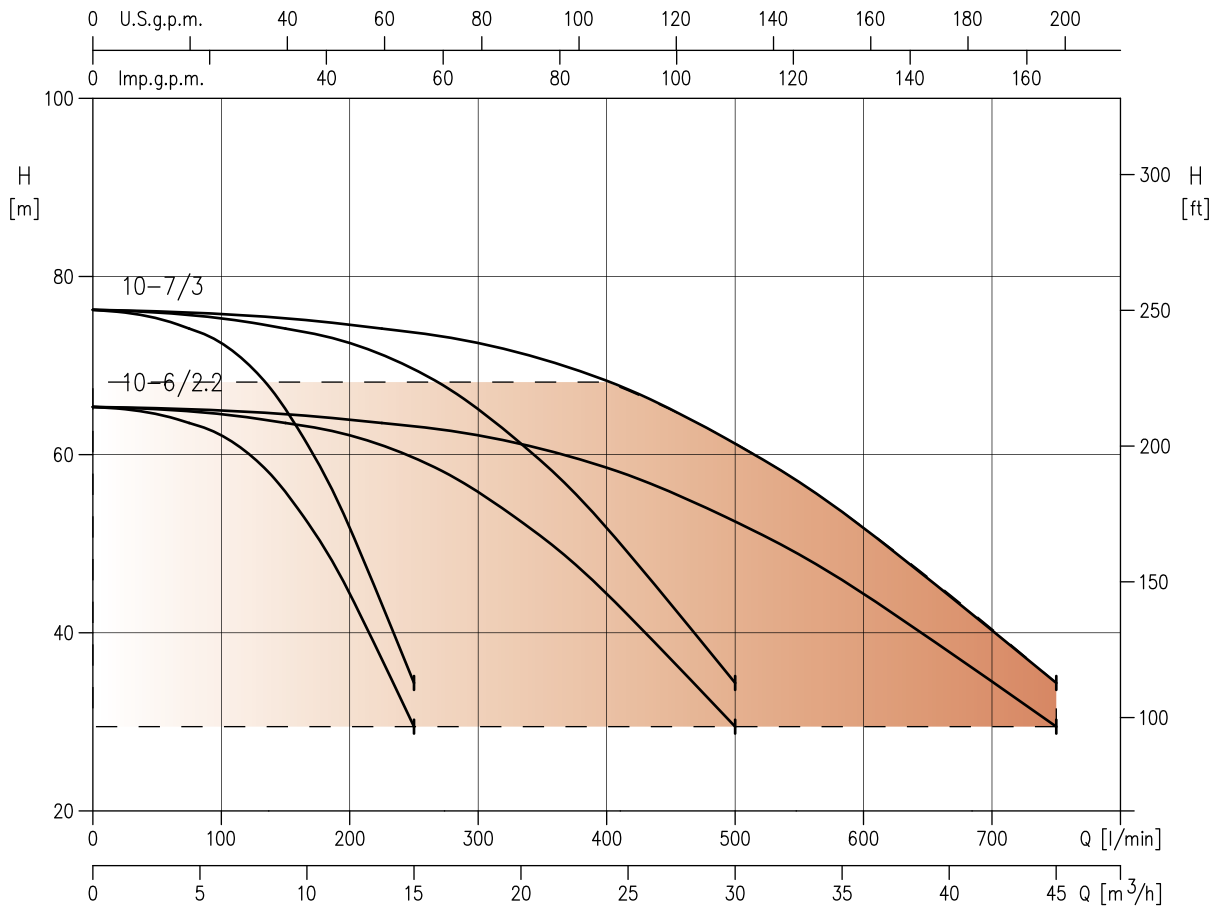
Model	kW	HP	Q=Capacity														
			l/min	120	180	225	300	390	450	540	600	750	900	1050	1200	1350	1440
			m³/h	7.2	10.8	13.5	18.0	23.4	27.0	32.4	36.0	45.0	54.0	63.0	72.0	81.0	86.4
			H=Total Head [m]														
3GP EVMSG5 7/1.5	1.5+1.5+1.5	2+2+2		63	59.5	56	48.5	35.7	-	-	-	-	-	-	-	-	-
3GP EVMSG5 8/2.2	2.2+2.2+2.2	3+3+3		72	68	64	55	41	-	-	-	-	-	-	-	-	-
3GP EVMSG10 6/2.2	2.2+2.2+2.2	3+3+3		-	-	63.5	62.5	59	56	50	45	29.5	-	-	-	-	-
3GP EVMSG10 7/3.0	3.0+3.0+3.0	4+4+4		-	-	74	73	69	65.5	58	52	34.4	-	-	-	-	-
3GP EVMSG15 4/4.0	4.0+4.0+4.0	5.5+5.5+5.5		-	-	-	-	55	54.5	53	52	50	46.5	41	33.6	-	-
3GP EVMSG15 5/5.5	5.5+5.5+5.5	7.5+7.5+7.5		-	-	-	-	69	68	66	65	62	58	51	42	-	-
3GP EVMSG15 6/5.5	5.5+5.5+5.5	7.5+7.5+7.5		-	-	-	-	82.5	81.5	79.5	78	74.5	69.5	61	50.5	-	-
3GP EVMSG20 4/5.5	5.5+5.5+5.5	7.5+7.5+7.5		-	-	-	-	-	-	61	60	58	55.4	52.3	47.3	39.8	34.9

3GPE EVMSG 5 E-SPD



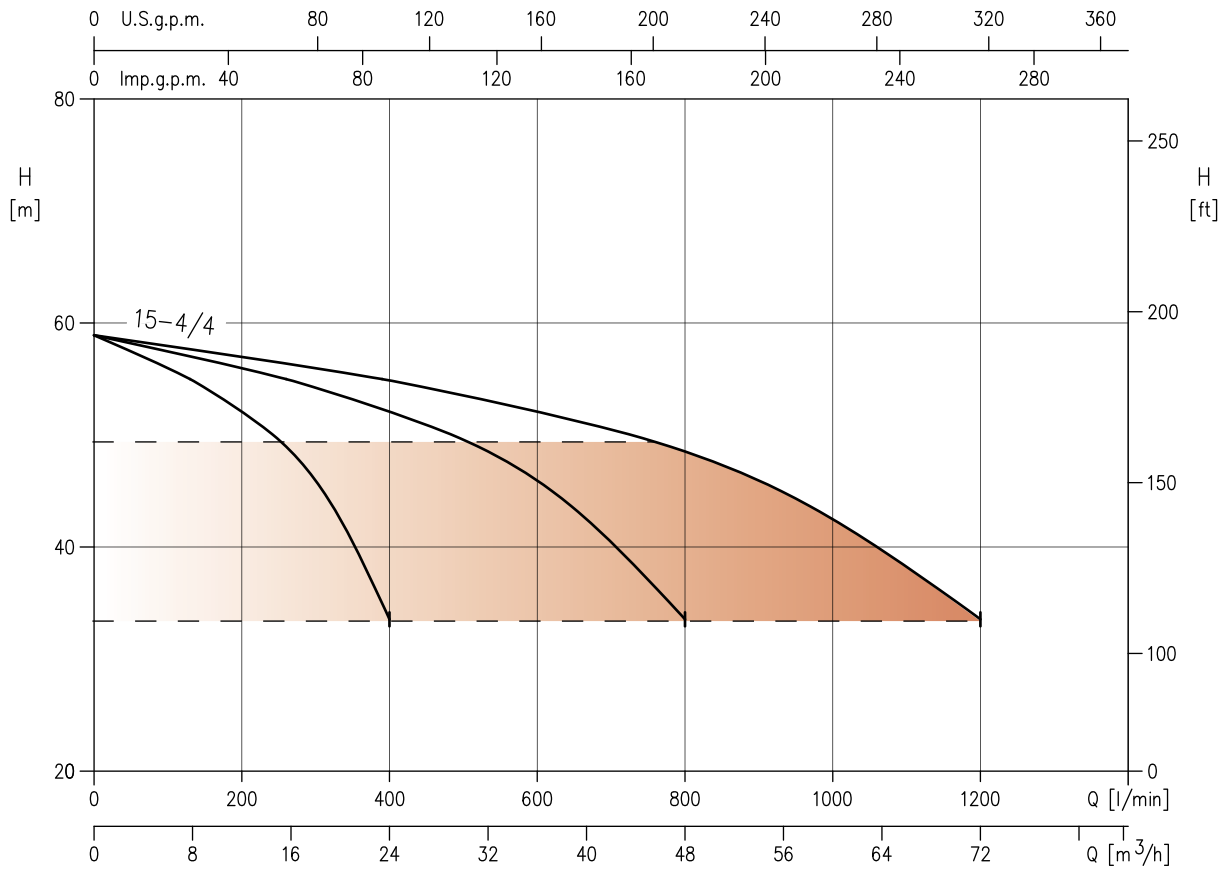
Model	kW	HP	Q=Flow rate					
			l/min	120	180	225	300	390
			m ³ /h	7.2	10.8	13.5	18.0	23.4
				H=Total Head [m]				
3GPE EVMSG5 8/2.2 ESPT 304M	2.2+2.2+2.2	3+3+3		72	68	64	55	41

3GPE EVMSG 10 E-SPD



Model	kW	HP	Q=Flow rate							
			l/min	225	300	390	450	540	600	750
			m ³ /h	13.5	18.0	23.4	27.0	32.4	36.0	45.0
			H=Total Head [m]							
3GPE EVMSG10 6/2.2 ESPT 304M	2.2+2.2+2.2	3+3+3		63.5	62.5	59	56	50	45	29.5
3GPE EVMSG10 7/3.0 ESPT 304M	3.0+3.0+3.0	4+4+4		74	73	69	65.5	58	52	34.4

3GPE EVMSG 15 E-SPD



Model	kW	HP	Q=Flow rate								
			l/min	390	450	540	600	750	900	1050	1200
			m³/h	23.4	27.0	32.4	36.0	45.0	54.0	63.0	72.0
3GPE EVMSG15 4/4.0 ESPT 304M	4.0+4.0+4.0	5.5+5.5+5.5	H=Total Head [m]								
			55	54.5	53	52	50	46.5	41	33.6	

A driver for your system

Pressure or temperature variations, as well as the variation in the demand for water itself, are situations that commonly occur in water systems, whether they are civil pressurisation systems or related to irrigation or industrial uses.

Responding promptly to these variations by linking the operation of the pressurization group to these events means **improving the efficiency** and **reliability** of the entire system.

E-SPD

E-SPD is the new inverter introduced by EBARA, with air cooling, to be installed directly on terminal box of the EBARA motors, it has all the characteristics to satisfy all customer needs.



Easy: *E-SPD* is easy and intuitive, with terminal box mounting and easy connection, along with the easy to use start up wizard to save time.



Flexibility: *E-SPD* can be adapted to EBARA centrifugal pumps including both horizontal and vertical



Versatility: *E-SPD* can be either mounted directly on the terminal box of ETM or EBARA branded motors, or wall mounted with the optional wall bracket



Visibility: *E-SPD* has a large LCD display that can indicate important performance data, system parameters and alarm notifications.



Safety: *E-SPD* provides both protection for the motor and the pump preventing common problems like overcurrent, overheating, voltage protection, dry running and water leaks.



Connectivity: *E-SPD* can offer multiple connections with 2 digital inputs and outputs as standard, along with 1 analogue input and dedicated communication port for linking up to 8 inverters for multiple pump systems.

EZ-finder, more than just a simple selector

EZ-finder, a way to look for a model of electric pump?? **Much more.**

It is the ultimate tool to find and select the right product for your needs.

Thanks to the logic of the selector, it is possible to search for a product in **various ways**: according to the duty point, by entering the model name or by selecting the application type. **Simple**, the right product in seconds.

EZ-finder is the **ideal tool** available to the installer, the designer or the engineer.

Discover it at the link <https://ezfinder.ebara.com>



Everything that you need just a click away

visit our website www.ebaraeurope.com



Data book

Complete technical documentation to be consulted to obtain all the data related to the pumps



Instruction manual

The manual with all the information needed for correct installation of our pumps



Kensaku

a system for the selection of spare parts



Ez-finder

The correct pump selection software for every need
<https://ezfinder.ebara.com>



Service

A team of professionals at your disposal to advise you in your choice of pump and to offer post sale assistance

EBARA sales network

EUROPE

EBARA Pumps Europe S.p.A.
Via Torri di Confine 2/1 int. C
36053 Gambellara (Vicenza), Italy
Phone +39 0444 706811
Fax +39 0444 405811
www.ebara-europe.com

Italian Sales (for order only):
e-mail: ordini@ebara-europe.com

Export Sales (for order only):
e-mail: exportsales@ebara-europe.com

Technical Customer Service (TCS):
e-mail: tcs@ebara-europe.com
Phone +39 0444 706869/902/923/833

EBARA Pumps Europe S.p.A. GERMANY
Elisabeth-Selbert-Straße 2
63110 Rodgau, Germany
Phone +49 (0) 6106-660 99-0
Fax +49 (0) 6106-660 99-45
e-mail: info@ebara.de

EBARA Pumps Europe S.p.A. UNITED KINGDOM
Unit A, Park 34
Collett Way - Didcot
Oxfordshire - OX11 7WB, United Kingdom
Phone +44 1895 439027 - Fax +44 1235 815770
e-mail: mktguk@ebara-europe.com

EBARA Pumps Europe S.p.A. FRANCE
122, Rue Pasteur
69780 Toussieu, France
Phone +33 4 72769482
Fax +33 805101071
e-mail: mktgf@ebara-europe.com

EBARA POMPY POLSKA Sp. z o.o.
ul. Działkowa 115 A
02-234 Warszawa, Poland
Phone +48 22 3909920
Fax +48 22 3909929
e-mail: mktgpl@ebara-europe.com

EBARA Pumps RUS Ltd.
Prospekt Andropov 18, building 7, floor 11
115432 Moscow
Phone +7 499 6830133
e-mail: mktgrus@ebara-europe.com

EBARA PUMPS IBERIA, S.A.
Poligono Ind. La Estación
C/Cormoranes 6-8
28320 Pinto (Madrid), Spain
Phone +34 916.923.630
Fax +34 916.910.818
e-mail: marketing@ebara.es

MIDDLE EAST

EBARA Pumps Middle East FZE
P.O. BOX 61383
Jebel Ali, Dubai, UAE
Phone +971 4 8838889
Fax +971 4 8835307
e-mail: info@ebarame.ae

EBARA PUMPS SAUDI ARABIA LLC
St. 98, Dammam Second Industrial City, P.O. Box. 9210,
Dammam 34333, Kingdom of Saudi Arabia
Phone 966-138022014

ASIA & SOUTHEAST ASIA

EBARA Corporation
11-1, Haneda Asahi-cho, Ohta-ku,
Tokyo 144-8510, Japan
Phone +81 3 3743-6111
Fax +81 3 5736 3100
www.ebara.co.jp

EBARA Corporation Fujisawa plant
4-2-1, Hon-Fujisawa, Fujisawa-shi.
Kanagawa 251-8502, Japan
Phone +81-466-83-8111
Fax +81-466-81-2164

EBARA Machinery (CHINA) CO., Ltd.
Room No.303, Beijing Fortune Plaza,
No. 7 Dongsanhuan Zhong Road, Chaoyang District
Beijing, 100020 P. R. China
Phone 86-10-65309996
Fax 86-10-6530-8968
e-mail: emc@ebare.cn
www.ebara.cn

EBARA Densan (Qingdao) Technology Co., Ltd.
No.88, Wangsha Road, Chengyang Qingdao,
Shandong Province, P.R.China
Phone 86-532-8965-3382
Fax 86-532-8965-3379
www.edq-ebara.com

EBARA-Densan Taiwan Manufacturing Co., Ltd.
No.7, Nan-Yuen 2nd Road, Chung Li City,
Tao Yuen Hsien, Taiwan
Phone 886-3-451-5881
Fax 886-3-452-7904
www.ebara.com.tw

EBARA Thailand Limited
3rd Floor Achme Build. 125 Phetchburi Road
Tungphayathai, Rajthevee, Bangkok 10400, Thailand
Phone 66-2-216-4935
Fax 66-2-216-4937
e-mail: info@ebara.co.th
www.ebara.co.th/index.php/en/

EBARA Fluid Machinery Korea Co., Ltd.
3rd Fl. Hyun-Seok Tower, 50,
Seolleung-Ro 93-Gil, Gangnam-Gu
Seoul, 135-513 Korea
Phone 82 70 43621100
Fax 82 70 82302030
e-mail: nishikura.ryutaro@efmk-ebara.com

EBARA Pumps Philippines, Inc.
Canlubang Industrial Estate,
Cabuyao 4025, Laguna, Philippines
Phone 0063-49-549-1806
Fax 0063-49-549-1915
e-mail: marketing@ebaraphilippines.com
www.ebaraphilippines.com.ph

P.T. EBARA Indonesia
Jl. Raya Jakarta - Bogor Km. 32
Desa Curug, Cimanggis-Depok
Jawa Barat, 16953 Indonesia
Phone (62-21) 874 0852-53
Fax (62-21) 874 0033
e-mail: marketing@ebaraindonesia.com
www.ebaraindonesia.com

EBARA Pumps Malaysia Sdn. Bhd
6, Jalan TP3, UEP Subang Jaya Industrial Park,
47620, Subang Jaya, Selangor, Malaysia.
Phone 603-8023 6622
Fax 603-8023 9355
e-mail: sales@ebara.com.my
www.ebara.com.my

EBARA Engineering Singapore Pte. Ltd.
No 1, Tuas Link 2, Singapore 638550
Phone 65-6862-3536
Fax 65-6861-0589
e-mail: stdpump@ebnet.com.sg
www.ebara.com.sg

EBARA MACHINERY INDIA PRIVATE LIMITED
#133, 1st Floor, Velachery Main Road, Guindy,
Chennai 600 032, India
Phone 91-755-0089388

EBARA Vietnam Pump Company Limited
Lai Cach Industrial Zone, Lai Cach Town,
Cam Giang District,
Hai Duong Province, Vietnam
Tel 84-2203-850182
Fax 84-2203-850180
e-mail: info@evpc-vn.com
www.ebarapump.com.vn/en/

AMERICA

EBARA PUMPS AMERICAS CORPORATION
1651 Cedar Line Drive
Rockhill, South Carolina 29730 U.S.A.
Phone 803 327-5005
Fax 803 327-5097
e-mail: info@pumpsebara.com
www.pumpsebara.com

EBARA Bombas América do Sul Ltda
Rua Joaquim Marques de Figueiredo, 2-31,
Distrito Industrial, CEP 17034-290, Bauru, SP, Brasil
Phone +55 14 4009-0000
Fax +55 14 4009-0044
e-mail: assistencia@ebara.com.br
www.ebara.com.br/ebara/pt/index.php

EBARA Bombas Colombia S.A.S.
Autopista Medellín km 7 Celta Trade Park Bodega
02 Lote 116 Funza. Republica de Colombia
Phone 57-1-826-9865

AFRICA

EBARA PUMPS SOUTH AFRICA (PTY) LTD
26 Kyalami Boulevard, Kyalami Business Park,
1684, Midrand, Gauteng
South Africa
Phone: +27 11 466 1844
Fax: +27 11 466 1933

OCEANIA

EBARA Pumps Australia Pty. Ltd.
7, Holloway Drive
Bayswater 3153 Victoria, Australia
Phone 0061-3-97613033
Fax 0061-3-97613044
e-mail: berrett@ebara.com.au
sales@ebara.com.au
www.ebara.com.au/index.html



www.ebara-europe.com

Looking ahead,
going beyond expectations
Ahead > Beyond

